

Concordia Seminary - Saint Louis

## Scholarly Resources from Concordia Seminary

---

Bachelor of Divinity

Concordia Seminary Scholarship

---

7-1-1944

### A Manual for Summer Bible School--An Experiment in Christian Education

Allan Hart Jahsmann

Concordia Seminary, St. Louis, ir\_jahsmanna@csl.edu

Follow this and additional works at: <https://scholar.csl.edu/bdiv>



Part of the [Practical Theology Commons](#)

---

#### Recommended Citation

Jahsmann, Allan Hart, "A Manual for Summer Bible School--An Experiment in Christian Education" (1944). *Bachelor of Divinity*. 133.

<https://scholar.csl.edu/bdiv/133>

This Thesis is brought to you for free and open access by the Concordia Seminary Scholarship at Scholarly Resources from Concordia Seminary. It has been accepted for inclusion in Bachelor of Divinity by an authorized administrator of Scholarly Resources from Concordia Seminary. For more information, please contact [seitzw@csl.edu](mailto:seitzw@csl.edu).

**A MANUAL FOR SUMMER BIBLE SCHOOLS --  
AN EXPERIMENT IN CHRISTIAN EDUCATION**

---

**A Thesis Presented to  
The Faculty of Concordia Seminary  
Department of Practical Theology**

---

**In Partial Fulfillment  
of the Requirements for the Degree  
Bachelor of Divinity**

---

**by  
allan hart Jahsmann  
July 1944**

Approved by:

J. E. Kretzmann.

Alex. H. G. Guebert.



**MANUAL FOR SUMMER BIBLE SCHOOLS**

**VOL. I.**

**LIVING AS GOD'S CHILDREN**

**allan hart Jahsmann**



## FOREWORD

Every agency of Christian education ought to have the consuming purpose of directing as many children and adults as closely as possible to their Savior Jesus and His way of life. This point of view allows for no satisfaction that the church is doing enough if it has a Sunday School or a Day School or a Saturday School or that the child learns enough if he attends one of these agencies or is "confirmed". Religion is not a set subject matter. It is a way of life without limits. If a dollar's worth of that way is precious, then a hundred dollars' worth is all the more invaluable and all the more to be desired.

The work of leading souls into the way of eternal life demands in addition to an unbounded love for God and His Word, also a love for the individual and a concern for an effectual communication of the word and the Spirit to the individual. The church and its ministers and teachers must also care how they teach the Word and Way of God, if they hope to serve the Lord.

The Summer Bible School is another gracious opportunity to lead children to a greater love of God through Christ and His Holy Spirit. To have a worthy religious purpose, it must do more than merely drill additional Biblical and catechetical facts.

**LIVING AS GOD'S CHILDREN** is a guide which attempts to help teachers not only to tell children but to lead children on the Christian way of life.

Though the daily time is scheduled, the entire program is a unit, and must be woven together as such. The worship period is as much a teaching device as the Bible lesson or the catechism or the worksheet. It would be foolish to restrict the worship period to a formal opening exercise of a certain number of minutes at the expense of what you are trying to teach. In **LIVING AS GOD'S CHILDREN**, the worship period is a direct approach to the lesson of the day, and should be used as such.

It was found that a Bible story period enriched the foundation for the daily theme, and that such a period had to be distinct because of the average child's lack of acquaintance with the stories used for illustration.

In order that also the memory work might contribute to the development of the theme, it, too, was blended into the unit through a thoughtful connection. The teacher ought always be conscious of the central thought even in the presentation of the drill, if memory work is to be meaningful.

Very often the motive for the memory work lies in the inner part of the lesson or even in the worship period. The teacher who passes up the chance to teach a point when the subject is alive simply because it isn't 9:30 yet puts form before purpose.

The worksheet in **LIVING AS GOD'S CHILDREN** is not a test or review, nor a guide for individual study, because most children up to the age of 12 are not ready to do independent work. The worksheet in this course is a basis for a continuation of the lesson, especially the application of the lesson. As such, it must be discussed and completed by both teacher and class.



The activities, the trips, the pictures, the games — all justify their place on the program only to the extent to which they are used by the teacher to train children in the godly life of love. No church ought waste God's money in just showing the children of the neighborhood a good time, or in having them saw or sew just to be doing something.

May this manual help to cultivate the hearts of children in whom the seed of God's Word is planted, so that God and His Church may receive a bountiful harvest from its planting.

Sincerely through the Spirit of Christ,

allan hart Jahsmann



**Introduction**  
**to**  
**A MANUAL FOR SUMMER BIBLE SCHOOLS**

The need and the demand for new materials, new approaches, and new techniques in Christian education has been growing with the increasingly renewed recognition of the importance of the individual and the psychological approach to him. The parochial school teachers have been leading the chorus of voices for more directed mediums of religious instruction, and rightly so.

But the scientific development of such material must start in the field and end in the field -- It must be drawn from experience and be tested in experience, as is a car or a functional house or a recipe or a formula. The scientific approach to Christian education requires, in addition to the creation of materials by men in the field, also the active cooperation of the men in the field in the testing of the materials.

In the hope of contributing to the growing consciousness of the needs and possibilities of a re-vitalized approach to Christian education, this creative experiment is submitted to the leaders of Christian education in the Lutheran Church for trial and comment. It is a course based on the Ten Commandments, and attempts explicitly to carry over the precepts of God into the lives of the children.

Though it is primarily intended and organized for Summer Bible Schools, the material can easily be adapted to other agencies for experimental purposes.

The Missouri Synod's Board of Christian Education has issued a mimeographed edition of this manual for critical testing in various types of Lutheran Schools. Daily observations are being recorded, and comments are



being solicited for study and future developments.

Already the general enthusiastic expression for more materials which are Biblical, but have a purposeful tie-up with life on the child's level of experience, have led to plans for a complete cycle of courses for Summer Bible Schools, to be drawn up in the fall of 1944 by leaders in this field under the auspices of the Missouri Synod Board of Christian Education.

With encouragement, this experiment may become the first step toward a complete fused curriculum also for the Christian Day School. It is hoped that this short course will at least indicate the possibilities.



CONTENTS  
LIVING AS GOD'S CHILDREN

Page

Foreword	
Some Practical Suggestions	
Opening Day	
Second Day — Chapter I — Who are God's Children?	
Third Day — Church Service and Film	
Fourth Day — Chapter II — What God Expects of His Children	
Fifth Day — Excursion	
Sixth Day — Chapter III — God's Children Speak to Him	
Seventh Day — Chapter IV — God's Children Listen to God	
Eighth Day — Church Service and Film	
Ninth Day — Chapter V — God's Children Obey Authority	
Tenth Day — Excursion	
Eleventh Day — Chapter VI — God's Children Are Kind and Forgiving	
Twelfth Day — Chapter VII — God's Children Practise Purity	
Thirteenth Day — Church Service and Film	
Fourteenth Day — Chapter VIII — God's Children Respect Property	
Fifteenth Day — Excursion	
Sixteenth Day — Chapter IX — God's Children Speak Good of Others	
Seventeenth Day — Chapter X — God's Children Are Content	
Eighteenth Day — Church Service and Film	
Nineteenth Day — Excursion	
Twentieth Day — Conclusion — God's Children Are Loyal	
Closing Program	
Radio Program	
Appendix	



## SOME PRACTICAL SUGGESTIONS

### Summer Bible School

The name Summer Bible School has been chosen instead of Vacation Bible School, because of the negative associations with the word "Vacation" - a time of freedom from disciplines of all kinds. Many parents (and churches) haven't been very much concerned about whether their children use the summer to grow in grace, whether the Summer School has a worthwhile program, whether the children come regularly or not, whether the children's lives are enriched by the school or not - it's vacation time, you see. Place the emphasis on "School" and not on "Vacation" by using the title "Summer Bible School."

### Age Level

This course is primarily planned for middle age groups, but is adaptable to other levels, especially upper groups and one room schools. For ages 5-7, coloring and paper cutting activities might be substituted for the worksheets.

### General Plan

This manual provides material for twenty days on LIVING AS GOD'S CHILDREN. It might be a course of four consecutive weeks or of two days a week for ten weeks during the summer. It might also be used for Saturday Schools and Released-Time Schools, or as a twenty-period program for boys' and girls' clubs after schools or in the evening.

### Daily or Twice a Week?

Much can be said in favor of Summer School only on Wednesday and Thursdays for ten weeks rather than daily, especially where the teachers are also housewives. They find it much easier to sacrifice two days a week over a longer period of time than five days a week for four weeks. Furthermore, many of the older children in the city must help mother on Mondays. There is probably also less danger of interest wearing off in a twice-a-week schedule, and more time is available for the teacher to prepare the lessons and materials.- an important factor for the non-professional teacher.

### Size of Class

The activity work becomes difficult with a large class. For this and many other reasons, the ideal size of class is probably 15 at the most.

### General Schedule

Besides eleven days of classroom work, the manual gives detailed suggestions for four church services, five moving pictures, and four excursions. In the four-week schedule, every Wednesday there is a church service in which all departments combine, followed by a moving picture. The departments of the school alternate in planning and promoting these services. Every Friday the school has an excursion. This not only breaks up the monotony of routine schedule and stimulates enthusiasm, but also enriches the curriculum. (For purposes, see the individual units.)

### The Daily Schedule

The daily schedule is set down, but ought to remain flexible to the daily circumstances and needs. It merely suggests a balanced program:



8:50	—	Doors Open
9:00 - 9:15	—	Worship Period
9:15 - 9:30	—	Bible Lesson
9:30 - 9:40	—	Memory Work
9:40 - 10:00	—	Worksheet
10:00 - 10:15	—	Music Appreciation and Choir Work
10:15 - 10:30	—	Recreation Period
10:30 - 10:40	—	Rest and Refreshments
10:40 - 11:20	—	Activity Period
11:20 - 11:30	—	Close
11:45 - 12:00	—	Teachers' Meeting

### Look Ahead

No teacher should attempt to teach this course without first having read the entire manual at least once to get the vision of the whole as well as to have ordered all the necessary materials.

### Exhibit?

It was found that allowing the children to take home their handwork every day created daily interest in all homes rather than in a few select homes on the closing night after school had ended. Furthermore, much ill feeling of both parents and children is avoided by not showing off only selected work. If an exhibit is desired, allow all those who complete their work satisfactorily to return and display what they have made.

### Closing Program

The closing program becomes more of an attraction and delight to the children if an ice cream social follows the formal program. This also provides a means of giving the children a treat. The cost can be covered by charging the adults for the ice cream and cake. This arrangement also gives more time for parents and teachers to become acquainted and to visit.

### Materials to be Ordered

Most of the materials needed for the activities are readily available. The following items ought to be obtained in time for their use:

Worksheets, one for each lesson unit, may be ordered free of charge, from the Office of the Board of Christian Education, Concordia Publishing House, St. Louis, Mo. Send the number of children that you expect to have in your class.

Films ought to be reserved well in advance. Order the suggestions in the manual or write for the Visual Aids Catalog, Department of Missionary Education and Publicity, Concordia Publishing House, St. Louis, Mo.

"Sociability Songs" — a community song book — may be obtained at any music store or from the Rodeheaver Hall-Mack Co., Chicago, Ill.

Penny catechisms should be provided if Sunday School hymnals or copies of Schwan are not available.

These pictures are used in the worship service: "The Boy Jesus in the Temple" and Sallman's "Head of Christ". See the detailed suggestions for the Eighth and Eleventh Days.



The teacher needs a copy of the booklet, "A Bible Verse for You to Learn", which may be ordered from Concordia Publishing House, price \$ .20.

Free tracts for distribution to the children may be obtained from the Department of Missionary Education and Publicity, Concordia Publishing House. Besides publicity in the church bulletin and community newspapers, a letter announcing the Summer Bible School might also be sent to the parents of all prospective children. The names can be obtained chiefly from the Parochial School, Sunday School, and Week-Day Religious School records.

Here is a sample letter:

GRACE EVANGELICAL LUTHERAN CHURCH

Garrison and St. Louis Avenues

St. Louis, Missouri

KARL KURTH, PASTOR

June 15, 1943

Dear Friends:

Grace Church, Garrison and St. Louis Avenues, will conduct a SUMMER BIBLE SCHOOL from June 21 to July 16 under Christian teachers. Besides a daily visit with God through worship and Bible study, a full program of activities will also help children to take God into their lives. Games directed by Christian teachers, songs to God, and for the fun of good fellowship, handwork and construction work to keep idle hands busy, dramatics, five full-length moving pictures, and four excursions to show the wonders of God's work.

God expects you to teach those children, whom He has given you, what they must do to be saved. And He says to every parent, "Suffer (permit) the little children to come unto Me, and forbid them not, for of such is the Kingdom of God." The Summer Bible School of Grace Church will help you lead your children closer to Jesus and His way of life during a time when many of them have nothing worthwhile to do. Decide NOW, make arrangements NOW, so send your children; and then tell other parents about the school and hand them this letter. God is inviting you.

ALL EXPENSES ARE BORNE BY THE CONGREGATION

Registration and opening program — June 21, 9:00 A. M.

A FULL-LENGTH SOUND FILM WILL BE PRESENTED ON OPENING DAY

DAILY SESSIONS: 9:00 to 11:30 A. M.

Yours through the Lord's love of your children,

Pastor Karl Kurth  
Miss Clara Strehlow, Deaconess  
Mrs. Hulda Quentin, Teacher  
Mr. Allan Hart Jahsmann, Teacher



## Opening Day

### 8:45 - 9:15 — Registration

The children are directed to line up for registration either at the entrance or in a side room immediately upon arriving. As soon as a child has been registered, it proceeds to the assembly room where one of the teachers is informally receiving the children by introducing them, asking them where they live, whether they attend Sunday School, why they have decided to come to Summer Bible School, etc. The teacher may also suggest singing an old favorite, or he might tell an experience or relate a little about the picture to be seen. He ought try to become the friend of all the children immediately. When all have registered, begin the worship period.

### 9:15 - 9:30 — Worship Period

Call to Worship: Leader: God is offering this Summer Bible School to you. He is the one who caused this church to plan a program for you and to provide teachers to teach you. In this school you are going to learn more about how to become children of God, and you're going to do a lot of things for God, too.

That's a privilege that very few children have — even in this country. Some, because they don't know about God; some, because their church doesn't have a school; some, because their parents don't send them. What we first want to do this morning is to arise and praise God from whom all blessings flow especially also for giving us this school.

Hymn: Common Doxology

Prayer: Leader gives thanks to God for having chosen those present to be Children of God, and requests God's blessing on the S. B. S. and on the children through the school.

Scripture: Psalm 92, 1.2.4.5. (Read by a pupil).  
(All are seated)

### 9:30 - 9:45 — Bible Lesson

(The leader will briefly tell the story of the child Jesus in the temple:) When Jesus was twelve years old, He went with His parents to worship God in the temple in Jerusalem. (Ask for volunteers to continue the story. Then supplement:) When His parents started back to the town of Nazareth in which they lived, Jesus stayed behind in Jerusalem, but His Mother Mary and Joseph didn't know about it. They thought Jesus was with some of their relatives. In those days people traveled together in long caravans just like they still do in Arabia. Well, that night when the caravan stopped for rest, Mary and Joseph went looking for their son Jesus among their relatives and friends. But they found Him not, the Bible says. So they turned back again to Jerusalem to look for Him.

Well, after three days, where do you suppose they finally found Him? Yes, in the temple, in His church, sitting with the teachers, listening to them and asking them questions.

His parents were surprised, and Mary said to Him, "Why have you done this? Your father and I have been worriedly looking for you." And Jesus said to them, "Why did you search for me? Don't you know that I must be about my Father's business?"

Mary and Joseph should have known that Jesus would be in the temple, because He was the Son of God and loved to hear and learn God's Word.

I hope that your parents will be able to find you here in God's temple every morning during the next four weeks, listening to God's teachers.

**HYMN:** "Abide, O Dearest Jesus" — or some other very familiar hymn.



9:45 - 10:00 — Opening Announcements

Introduction of pastor and teachers. Quick announcement of subject matter to be studied, schedule of daily activities, field trips planned, moving pictures to be shown, programs to be given. Importance of promptness and regularity. Any unexcused absence during week forfeits right to go on field trip that week. All perfect attendances will not only learn more, but might also receive an award at the closing program.

10:00 - 10:05 — Recess

Time to take a stretch and a drink before the picture.

10:05 - 11:00 — Film: The Call of the Cross (Free from Concordia Publishing House)

Use the first reel only, to show how the Lutheran pioneers left their country and came to America in order that they might worship God and study the Bible. Closing thought: You don't even have to go to a different city. You can worship God right in your own neighborhood. Be sure to accept God's gift by coming to Bible School every day that you have the chance.

(The second reel is too verbal for children.)

Closing Announcements —

Encourage the children to spread the good news in the neighborhood. Close with a prayer of thanks for the school and a hope that many others will still come tomorrow to hear and learn what God has done for them and what God wants them to do. Distribute circulars and assign blocks to children.

Teachers' Meeting —

Thank God for all the children entrusted to your care in the Bible School. Ask Him for the necessary strength. Suggest that every teacher begin her morning with a private devotion in the chapel or church.

Divide the enrollment among the teachers into age groups. Prepare attendance records. Assign rooms. Make posters directing the children to their rooms the following morning. It was found wise not to open the doors before 8:50. Check supplies. Assign the responsibility for the Wednesday services.

Prepare: construction paper for workbook covers. Forms for designs. Scissors. Paste. For tags: cardboard and colored string. Penny pens and ink.



## SECOND DAY

### LIVING AS GOD'S CHILDREN

#### Chapter I

#### Who Are God's Children?

##### Pre-Class Period

Discussion of the film. Continued registration in individual rooms. Further discussion: Two kinds of people: some who belong to God, and some who don't. How can you tell? Distribution of Bibles and hymnals.

##### 9:00 - 9:15 — Worship Period

Introductory Remarks by the Leader: I don't suppose there is anyone here who is not care for by a family. You're very fortunate. That's a great blessing. Your parents see to it that you get what you need. They give you a home, love you and care for you, supply food for you, give you a place to sleep, buy your clothes, try to improve you, send you to school and to church, pray for you.

Imagine what your life would be like if you were suddenly without a home. Of course, what would happen? (Some relative or neighbor would probably take you in until you were placed into an orphan's home.) But supposing you were a refugee like the thousands in Europe. What would you eat? Where would you sleep?

God has given you your homes — you don't deserve them any more than those children who haven't a home. So, you ought to be very grateful for them. Before beginning our lesson this morning, let us arise and thank God with all our heart for our homes and the families to which we belong. Prayer is talking to God, and to remind us to think when we speak to Him, we shall fold our hands, bow our heads, and close our eyes.

Prayer: We thank Thee, God, for our homes. Remind us always that they are a gift from Thee for which we ought to be grateful. Amen.

Remarks by Leader: There is another prayer which all of you know. It is called the Lord's prayer because Jesus Himself taught it to His followers. How does it begin? (Our Father, who art in heaven). Didn't the disciples of Jesus have homes and fathers on earth? Of course, but Jesus showed that all of us have another Father beside our father on earth. God is our heavenly Father. Jesus, His Son, became a man in order to teach us about this loving heavenly Father, and to make us members of His family again.

We will learn this morning how we can become children of God, but first let us also ask Him to make us willing to listen to His invitation to join His family by singing

Hymn: "Blessed Jesus at Thy Word, we are gathered all to hear Thee."  
(If the hymn is unknown, learn the first stanza at this time.)

Scripture: Jesus once told a story to show what a kind and loving Father God is. It also told why many people do not live as His children, and how we all can again become members of His family. Let me read this beautiful story, called The Prodigal Son, the way Jesus told it. It's in the Bible, Luke 15, 11-24.



## 9:15 - 9:30 — Bible Lesson

Every child of God says: "I believe in God the Father almighty, Maker of heaven and earth." Why? God made all things. In the beginning, when there was no heaven and no earth, God said, "Let there be this and let there be that," and He created heaven and earth out of nothing. Where can you read about that? (First chapter of the Bible.)

He also created the first man and woman, Adam and Eve, and had them be the first father and mother in the first home. God made them holy and loving and placed them into a beautiful garden, and gave them all they could desire. Best of all, He walked and talked with them, for He loved them as His dear children. And He wanted them and all their sons and daughters to live with Him forever. They had a loving Father, just as the son in Jesus' story that we read.

All people are descendants of Adam and Eve; they were also our first parents — our great-great-great-great-great-great, etc. parents. Why do not all people know God and love Him as their heavenly Father now? (Tell the story of the Fall, Gen. 3, 1-8): Just like the son in the story which Jesus told, Adam and Eve were not satisfied, and they ran away from God. They thought they knew better than He, and they turned their backs on Him and His word. They sinned against Him and served the devil. What did they do? (Disobeyed God and ate of the tree of the knowledge of good and evil.)

Now all of us who are also children of Adam and Eve are sinners. When we were born, we were not members of God's family. We were born in a strange land, away from God. Everybody is.

How can we again become His children and join His family? Well, what did the Prodigal Son do? (Came back to his father and confessed all the wrong things he had done.) That's what we have to do, Come back to our heavenly Father and feel sorry for having sinned against Him and ask Him to forgive us.

But can we be sure that He loves us like the Father in the story loved the Prodigal Son? Can we be sure that our heavenly Father will take us back? (Tell briefly the rest of Gen. 3): We know that God hates sin, and that all those who sin deserve death; but the Bible tells us that "God so loved the world — who knows it? What does that mean? (The Gospel).

Let us get down on our knees right now and thank God for having invited us to become His children again, and especially His Son Jesus for having taken our punishment for us by dying for us on the cross.

If God is our Father, then all of His children are brothers and sisters. That's why in some churches the people call each other brother and sister.

During the next few weeks, we're going to learn how to live together as God's children. I hope you will show how glad you are to be a member of God's family by coming to Bible School every day to be with your brothers and sisters.

## 9:30 - 9:40 — Memory Work

When a person gets a letter from someone he loves very very much, he not only reads it again and again, but also memorizes parts of it. Your heavenly Father has written the Bible to you, and His children, who love Him, enjoy memorizing parts of it.

During the Summer Bible School, three groups of memory work are listed each day. Five points will be given for each group recited. A record will be kept of your total points. At the end of the course, the five highest might be given an award on the closing program.



Everyone ought to recite at least group A each day. (Use Bible and penny catechisms for memory work. Have individuals recite the Lord's Prayer to make certain that all know it. Postpone recitation of B and C until after worksheet has been completed.)

A. Lord's Prayer

B. John 3, 16: "For God so loved the world, etc."

C. Gal. 3, 26: "Ye are all the children of God by faith in Christ Jesus."

9:40 - 10:00 - Worksheet

Instead of a worksheet on this first day, covers for the workbooks are to be made. Let pupils develop their own designs or have several samples or forms to suggest to them.

10:00 - 10:15 - Music Appreciation and Choir Work

God's Children love to sing, especially to Him. Announce the organizing of a speech choir and a song choir which will praise God in assembly programs and church services. All ought to participate. Learn, "Oh, that the Lord would guide my ways," st. 1, 2, 4, in unison. Memorize the first stanza.

10:15 - 10:30 - Recreation Period - Outside whenever weather permits.

God's children ought to know each other. To help us get better acquainted, we're also going to play a lot together.

Children form a circle. (If a group is large, form several.) One player stands in the center. Everybody asks the name of the person to his left. When the one in the center points his finger at a player, that person must name the schoolmate to his left before the leader counts five. The player who fails exchanges places with the one who is "It." After a few minutes, have a fruit-basket-upset to increase acquaintances.

Complete the period with several games of their choice: cat and mouse, drop the handkerchief, dodge ball, keep away, etc.

Come into the school room in line.

10:30 - 10:40 - Rest and Refreshment

The teacher might provide lemonade as a treat the first day. Have a committee prepare it during the recreation period. Allow the committee to serve the children at their seats. Have committee plan to wash and dry glasses after school.

Attendance can conveniently be checked while children are being served.

10:40 - 11:20 - Activity Period

Make a badge to wear home so that friends will see you were at Bible School today. Invite them to come with you tomorrow.

11:20 - 11:30 - Close

Pledge of allegiance to God: (Teacher speaks a phrase, children repeat.)


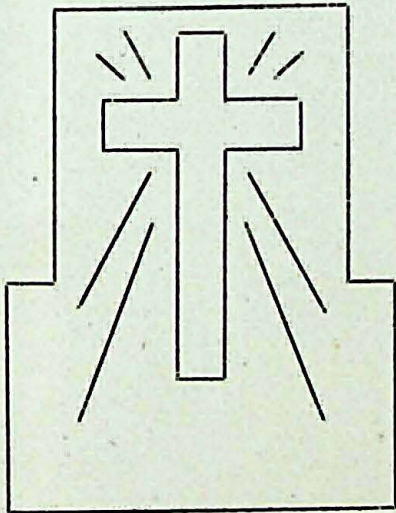

I pledge faithfulness and obedience/ to God, my heavenly Father,/ and to His Son Jesus Christ,/ my Savior from sin,/ and to the Holy Spirit of God,/ and to the Bible through which God speaks./ Amen./



# Work-book Covers —

GOD'S  
CHILD-  
+  
Pupil's Name

Living  
As  
God's  
Children



Simple covers can be made of wallpaper or colored paper decorated with a religious picture cut from a calendar, a Sunday School leaflet or from a Christmas or Easter card.

For the older children cut or crayon designs on colored paper may be used, as illustrated above.



Hymn: Hum a stanza of "Oh, that the Lord would guide my ways."

Looking forward: Remind the children of the church service and picture tomorrow. Ask those who are participating in the following day's service to remain. Have children leave orderly in line and say good-bye to them at the door. - Assign and rehearse the parts which the children are to have in the church service tomorrow.

11:45 - 12:00 — Teachers' Meeting



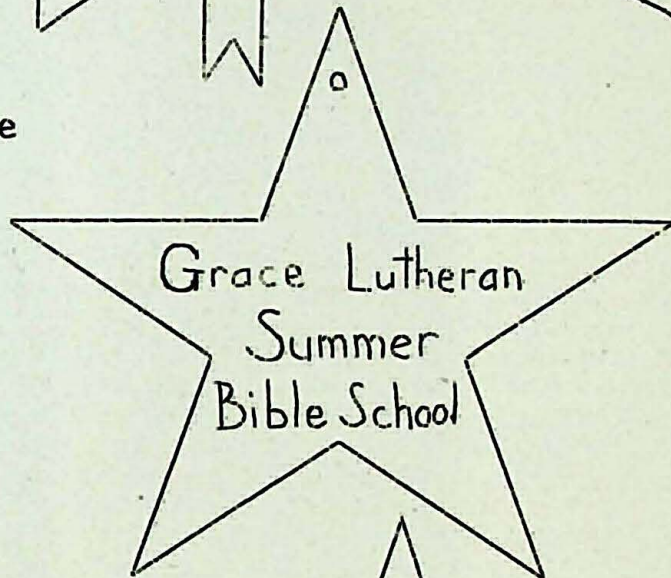
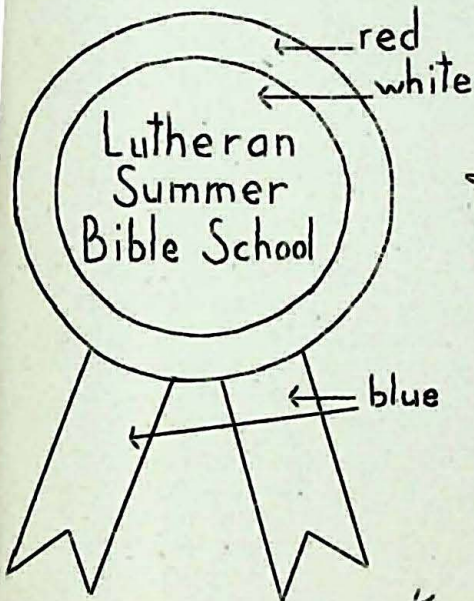
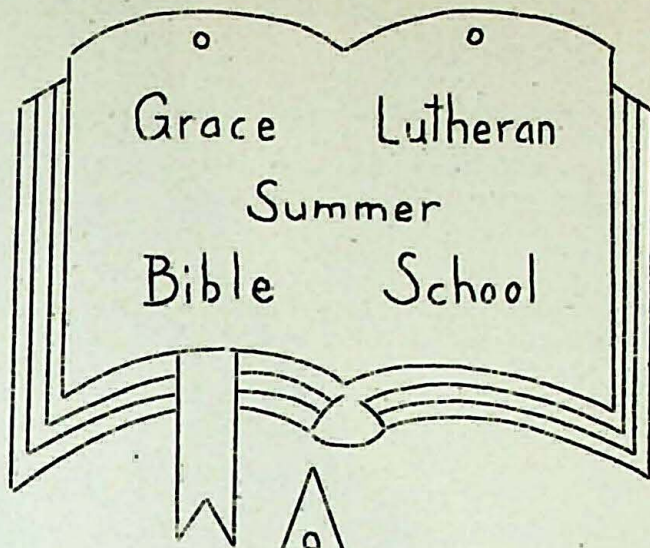

Prayer: Confession of weaknesses and helplessness. Request for divine strength to do God's work.

Reports of difficulties, needed materials, results of first day of teaching, etc.

Talk over the following day's service.



# Badge Designs —





## THIRD DAY

### Church Service and Film

#### Pre-Period

All departments meet in their individual rooms. Rehearse the hymns for the service with those who arrive early.

The teacher in charge of the service for the day ought check the children participating. Have them say their parts in the church before the service.

#### 9:00 — Church Service

Processional: "Onward, Christian Soldiers" (Having children lead the procession with a cross and the United States and Christian flag adds solemnity to the entrance.)

Call to worship: (Read or recited by a child. It is also impressive to have the children who are acting as assistant ministers gowned.)

O come, let us worship and bow down.  
Let us kneel before the Lord our Maker.  
For He is our God, and we are the children (people) of His  
Pasture,  
And the sheep of His hand. Ps. 95, 6. 7.

(The congregation is motioned to be seated.)

Hymn: Common Doxology (Announced by the child.)

Liturgy: a leader first explains the liturgy: Every Sunday after the children in the Sunday School have sung a hymn, your minister goes to God's altar and says for you. "O Lord, open Thou my lips." He asks God to make you eager to sing and pray to Him. If God opens your lips, then you won't be talking to your neighbor about a movie you saw or about a joke you heard on the radio, but your mouth will show forth only His praise. During a worship of God, that's all your mouth ought to do — praise God, not disturb.

Why should you be eager to praise the Lord? (Because He has saved you from sin and made you a child of God by dying for you.)

That's why the minister again speaks for you and says, "Make haste, O God, to deliver me." He asks God to hurry and take away from you all your sins and keep you close to Him. Then you agree and say, "Make haste to help me, O Lord."

Knowing that God has saved you and will keep you as His children the minister says, "Glory be to the Father, and to the Son, and to the Holy Ghost." Then you add, "As it was in the beginning, is now, and ever shall be."

Instead of singing the liturgy this morning, we shall speak it responsively, thinking seriously what each sentence means. Let us arise. (The liturgy is now said responsively.)

Scripture: Mark 10, 13-16. (Read by a pupil.)

Remarks by the Leader: All of us know that we sin every day by not loving God and our neighbor with all our strength every moment of our life. But God has offered to forgive us because of Jesus, even though we deserve to be punished. Therefore, let us place our head on the bench before us and thank God with all our heart for his merciful kindness to us.



Prayer: (Said by pupil assistant. He may want to write his own.) Dear Father in heaven, we are thankful that you loved us so much that you had your own Son Jesus die for us. Forgive us for the little that we love you. Help us to show our love to you by loving our neighbor. Amen.

Hymn: "What a Friend We Have in Jesus"

Catechization: (Conducted by a child, who asks, "Which is God's First Commandment?" "Who of you knows the Second?" etc.)

- a. The Ten Commandments
- b. The sum of the First Table
- c. The sum of the Second Table
- d. The sum of all

Choir: Hymn, "Oh, that the Lord would guide my ways."

Sermon: "What we learned yesterday" — written and told by a child.

Offering: In this first service point out the place and meaning of an offering in the worship service. Suggest that on following Wednesdays each child bring a gift of thanks for the Bible School to God.

Hymn: "Jesus, Lover of My Soul"

Pledge of allegiance to God: (Children repeat phrases after the leader)

I pledge faithfulness and obedience/to God, my heavenly Father,/ and to His Son Jesus Christ,/my Savior from sin,/ and to the Holy Spirit of God,/ and to the Bible through which God speaks./ Amen./

Lord's Prayer: (In unison, led by the pastor.)

Benediction: (By pastor)

Recessional: "Abide, O Dearest Jesus"

(As the children leave the church, ushers hand each child a tract to take home.)

#### RECESS

30 minutes of directed recreation

a favorite game for all ages is Dodge Ball, in which either the boys or the girls get into a ring and those in the circle try to tag the palyers in the center by throwing the ball at them.

Relays of all kinds are always enjoyed. Divide the children into teams lined up vertically. The first player of each team then runs or hops or jumps to a given point and back and touches the second player, who follows suit.

Bean bags are a very useable piece of equipment. The children delight in playing "Keep Away" or just plain "Catch".

10:15 — Film: The Book of Books

(This film is an excellent pre-view for a trip through a publishing house. Besides giving the history of the Bible dramatically, it vividly presents the process of making Bible in detail. The film may be had free of charge from the National Bible Press, 234 S. American St., Philadelphia, Pa.)

10:45 — Film: The Door to Heaven

(This film concretely presents Jesus as the door to heaven in rare simple terms. It may be rented or purchased from Scripture Visualized, 325 W. Huron St., Chicago, Ill.)



What God Expects of His Children

Pre-Class Period

Introduce the children to the reading table. (See appendix for list of suitable books.)

9:00 - 9:15 — Worship Period

Introductory Remarks: We learned the other day that the Bible says, "We are all the children of God by faith in Christ Jesus." By believing that Jesus, the Son of God, died for us, we become children of God. God forgives us our sins and adopts us.

Those who really are His children also want to live as His children. So, during the next few weeks, we're going to try to live the way He wants us to live, knowing how much He loves us.

That takes hard study and practice, too. By nature a person doesn't do the things God wants him to do. He does just the opposite.

But if the Spirit of God is in your heart and you love God, then you have the power to get over your evil habits and learn to live a life pleasing to your heavenly Father.

Every morning we first want to ask God to help us do His will. Let's sing the hymn we enjoyed learning day before yesterday:

Oh, that the Lord would guide my ways  
To keep His statutes still.  
Oh, that my God would grant me grace  
To know and do His will.

Prayer: We can talk to God in many ways. This morning let us silently thank God that He has made us children of God, and ask Him to help us live as His children.

Scripture: To obey God, you have to know what He wants you to do. He has written and told you what His will is — in the Bible. In Exodus 20, 17, you will find some of His commandments. (Girls and boys read Ex. 20, 17 in alternate sections.)

Remarks by leader: Those are His statutes, His commandments, His holy will. God expects His laws to be obeyed, but He wants His children to love to do them willingly because of what Jesus has done for them. He is not pleased with anyone who obeys just because he has to or because he's afraid of punishment.

9:15 - 9:30 — Bible Lesson

One day while Jesus was on earth, a group of people had again gathered around Him to listen to Him and ask Him questions. A scribe, a man who copied the Bible, was standing nearby and noticed how well Jesus answered. So he moved a little closer in order to ask a question, too. You'll find it in Mark 12, 28. What did he want to know? (Which is the first commandment of all?) What did he mean by that? (Which is the most important of all?)

What did Jesus answer? It's in verses 29 and 31. (Drill it.)

How do you explain that Jesus said these were the two greatest commandments? They weren't even among the ten we read in Exodus.



The scribe wondered about that answer, too, but after thinking a while, he realized that Jesus was right. All the little rules were summed up in a few words — love God and love man — Love. If a man loves God with all his heart and will all his soul and with all his mind and with all his strength and his neighbor as himself, he will keep all the commandments.

There are two passages in the Bible which will help us train ourselves in loving both God and man more. One is Matt. 4, 10: (Look it up).

The first commandment gives the same order in different words. (Have several recite it.) Luther says that means we should fear, love, and trust Him more than anything else — to worship only Him. Some people worship idols. Certain tribes in Africa worship the baboon; Indians trusted in the totem pole. Many Americans love money more than God, or sleep, or a good time. God expects you to fear, love, and trust Him.

The other text I wanted to show you is Matt. 7, 12. It will tell you an easy way to love your neighbor as yourself. (Look up Matt. 7, 12.) Later I'm going to ask you what you would like your friend or mother or father to do or say to you, and then have you plan to do even so to him or her.

#### 9:30 - 9:40 — Memory Work

There will always be three groups of memory work. Five points are driven on the worksheet for each group. The first group is always drilled at some point in the lesson. Everyone ought try to recite at least group A before beginning the activity work. Allow the first two who finish their worksheet and recite to listen to others quietly in some corner of the room.

- A. "Thou shalt love the Lord, thy God, with all thy heart, and with all thy soul, and with all thy mind, and with all thy strength, and thy neighbor as thyself." Matt. 22, 37. 39.
- B. "Thou shalt worship the Lord, thy God, and Him only shalt thou servee." Matt. 4, 10.
- C. "All things whatsoever ye would that men should do to you, do ye even so to them." Matt. 7, 12.

#### 9:40 - 10:00 — Worksheet

At the bottom of the worksheet, the memory work record is kept. Those completing the worksheet and reciting Groups B and C may be permitted to hear others recite to them.

#### 10:00 - 10:15 — Music Appreciation and Choir Work

Singing in a choir is a beautiful way to tell your love of God. In songs you can also pray to God to make you more loving. Learn the negro spiritual (hymn), "Lord, I want to be more lovin in my heart." (See Sociability Songs, p. 54) Memorize and sing the second and fourth stanzas of "Oh, that the Lord would guide my ways."

#### 10:15 - 10:30 — Recreation Period

Point out the opportunity for showing love to your neighbor in the way in which you play with him. Play "Three Deep", in which the players stand in a double circle facing inward. The child who is "It" chases an odd child who becomes safe by stopping in front of a pair. Thereupon the third child, the one in the outer circle, becomes the one chased. A child tagged immediate-



ly becomes the chaser. The fun of the game lies in sharing it by frequent and quick steps. Encourage consideration of all, not only of friends, and discourage jealous complaining already before leaving for the playground.

Complete the period with several of the children's favorite games — Dodge Ball, relays, cat and mouse, stoop tag, etc.

10:30 - 10:40 — Rest and Refreshment

Suggest that a coluntary committee be chosen each day to "do unto others as they would have them do unto them," in this case, preparing a little snack or drink.

10:40 - 11:20 — Activity Period

The making of a wall or desk motto, using the word "Love." If you have time, decorate the motto with a border.

11:20 - 11:30 — Close

Pledge of allegiance to God: (Repeated in phrases after the leader)

I pledge faithfulness and obedience/ to God, my heavenly Father,/ and to His Son Jesus Christ,/ my Savior from sin,/ and to the Holy Spirit of God,/ and to the Bible, through which God speaks./ Amen./

Hymn: Sing a stanza of "Lord, I want to be more lovin'"

Looking forward: Remind the children of the trip: time of departure; time of return; also to bring their carfare. Ask those participating in the following worship period to remain for their assignments.

11:45 - 12:00 — Teachers' Meeting

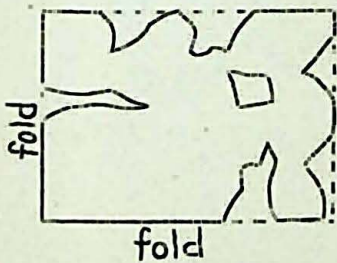



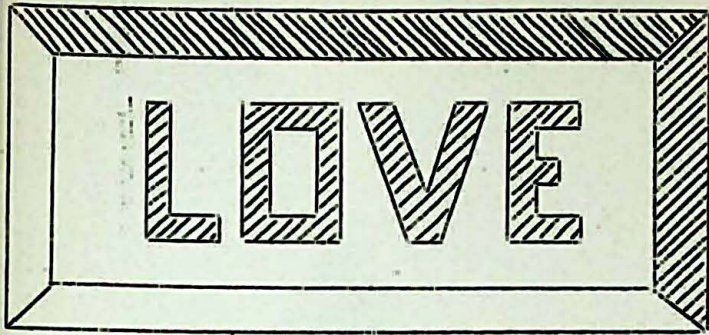
Remember that feeding lambs spiritually is one of the most God-pleasing ways of expressing love of both God and man.

Have attendance reports, and plan to send a penny postal card to those who registered but came only the first day.

Talk about the trip tomorrow, determining in detail the unanimous policy, the route, the procedure. (See notes under Fifth Day.)



Plaque with word "Love" -



The plaque requires a heavy base on which the letters are pasted or colored. The sample on lower-right includes the cutting of folded paper as shown on lower-left. Complete by drawing the letters on this cut paper and then pasting it on a background of heavy colored paper.



My name is \_\_\_\_\_

## LIVING AS GOD'S CHILDREN

### What God Expects of His Children

God expects us to love both \_\_\_\_\_ and \_\_\_\_\_. Those who love God will worship Him. Put a check before those ways in which you have or will worship God this week.

- I. By praying to Him daily
  - When I awake
  - Before and after meals
  - When I go to bed
  - During the day
- II. By singing to Him
  - In Bible School
  - In Sunday School
  - At home
- III. By hearing or reading His Word, the Bible
  - In Bible School
  - In Church
  - At home
- IV. By bringing Him a gift
  - An offering for church or mission
  - My help at the church
  - Flowers for the church or Bible School
  - Pictures for the Sunday School room
  - Taking part in a program which is to His glory
  - Doing something special for Him, such as making an altar, putting up a wall motto, passing out tracts, etc.
- V. By speaking to somebody for God about God.

+ + + + +

Here are some suggestions for loving your neighbor as yourself. Add several other things that you would like done unto you, and then select one of this list to do unto someone else. Check it and be ready to report tomorrow.

- Bring a bouquet of flowers or some fruit to someone sick.
- Purposely say something kind to a stranger.
- Offer someone a drink of cool water.
- Invite a friend to walk home with you.
- Visit someone unexpectedly.
- Give someone an unexpected gift.
- Stop at a hospital and chat with the first patient you see, wishing him God's speedy recovery.
- Smile purposely ten times.
- Ask three people who might need your help whether you may help them.
- Tell three people who have done something for you that you are grateful.

### MY MEMORY WORK RECORD

### POINTS

- A. "Thou shalt love the Lord, thy God, with all thy heart, and with all thy soul, and with all thy mind, and with all thy strength, and thy neighbor as thyself." Matt. 22, 37, 39. \_\_\_\_\_
- B. "Thou shalt worship the Lord, thy God, and Him only shalt thou serve." Matt. 4, 10. \_\_\_\_\_
- C. "All things whatsoever ye would that men should do to you, do ye even so to them." Matt. 7, 12. \_\_\_\_\_



## FIFTH DAY

### Field Trip

A TOUR OF CHURCHES IN THE CITY, tied up with the lesson on the third commandment as well as on worshipping God. Or the excursion may be a trip to some property of the denomination to which the children belong, such as a high school, college, seminary, or hospital — to give the children a sense of belonging to an organization beyond its little circle.

The day is best begun in the individual rooms. Each teacher might have a hymn to sing until most are present, a prayer for God's protection on the way, and a hope that all will remember that they are children of God and that all will act as such also in public.

Confusion is best avoided on the street car if the teacher collects all of the fares of her group in advance and pays the conductor the total. To avoid running and pushing on the street, it is wise to line up the children in pairs before leaving and to give them a number. If the group is large, appoint assistants to keep the children in line. Insist on obedience outside as well as inside the classroom for the privilege of going on any future trips. Putting each younger child in the care of an older is also effective on both sides.

A TRIP TO CONCORDIA PUBLISHING HOUSE is suggested to the schools in the St. Louis area, with the purpose of showing the children how their Bible is made. At the same time the children become acquainted with the publishing company of "their" church. Arrangements can usually be made for the children to receive a little souvenir, which adds to the glamor of the trip.



SIXTH DAY

LIVING AS GOD'S CHILDREN

Chapter III

God's Children Speak to Him

Pre-Class Period

As children arrive, they are given a slip permitting them to go to the chapel to thank God privately for another day of Bible School. On the slip it says, "Permission to give thanks to God in the chapel for another day of Bible School. Remember, thou shalt not take the name of the Lord, thy God, in vain. Speak to Him; then leave quietly." An usher collects the slips at the door to avoid any running in and out.

9:00 - 9:15 -- Worship Period

Call to Worship: Psalm 135, 1-3 (Read or recited by a pupil)

Praise ye the Lord. Praise ye the name of the Lord;  
praise Him, O ye servants of the Lord.  
Ye that stand in the house of the Lord,  
in the courts of the house of our God,  
Praise the Lord; for the Lord is good:  
sing praises unto His name; for it is pleasant.

Hymn: "Praise to the Lord, the Almighty" (If unknown, learn it at this point, using the need for it as the motivation).

Litany: (After each paragraph the children respond with "We thank Thee, dear Lord.")

For having suffered and died for us:

We thank Thee, dear Lord.

For having made us Thy children:

We thank Thee, dear Lord.

For having taught us to love Thee:

We thank Thee, dear Lord.

For having watched over us through the night:

We thank Thee, dear Lord.

For having allowed us to come to Bible School this morning:

We thank Thee, dear Lord.

For having given us parents and friends who also love Thee:

We thank Thee, dear Lord.

O give thanks unto the Lord, for He is good; and His mercy endureth forever. Amen.

Remarks by Leader: When Jesus rode into Jerusalem just before He was crucified, the people sang praises to Him and called Him blessed. Some of the scribes and pharisees asked Him to tell His disciples to stop worshipping Him. Let's read Luke 19, 29-40 and hear what Jesus answered:

Scripture: Luke 19, 29-40 (In unison). Ask: "What did Jesus say?" Discuss.

9:15 - 9:30 -- Bible Lesson

What did the first commandment teach you yesterday? Martin Luther said that means, "We should fear, love, and trust in God above all things." (Drill it).

Now, if we love God, we'll speak about Him. We'll praise Him;

Johnny Berton always spoke very proudly about his dad. He'd tell the kids in the neighborhood, "My dad can do anything." What did that show about Johnny?



If someone had said to Johnny, "Aw, you're dad can't do a thing. You don't even have a dad." What do you think Johnny would have said?

God's children speak up for Him. They know how great and good their heavenly Father is and are proud of Him.

God expects praise and glory, too. That's the reason He created the world and the people that are in it. There are many passages in the Bible which tell us that God wants us to worship Him. Let's look up some of these: Psalm 103, 1; Psalm 118, 1; Psalm 50, 15.

God's children not only speak about Him, but also to Him: When two people sit together on a street car, very often they don't say a word to each other. Why not? But if a group of youngsters are chatting away merrily, what does that show? God's children talk to Him.

Jesus talked to God often. Can you mention some of the times?

#### 9:30 - 9:40 — Memory Work

The second commandment says you must not take the name of the Lord, thy God, in vain. How is this done? (Cursing, swearing, lying with His name.) Have class memorize and recite Second Commandment and meaning. Drill in unison, first listing and learning what we are not to do, and then what we are to do.

Let us ask God in prayer to help us keep also His Second Commandment. Let us kneel before our glorious God together right now, and honor and praise Him for loving us through Jesus, His Son.

Everyone recites at least A at the close of the worksheet period. You may earn extra points by studying at home and reciting to a proctor during the Pre-class period the following morning. A recitation bee or contest may be held on Closing Night.

- A. The First and Second Commandments and Meaning
- B. "O give thanks unto the Lord, for He is good: because His mercy endureth forever." Ps. 118, 1.
- C. "Call upon Me in the day of trouble: I will deliver thee, and thou shalt glorify Me." Ps. 50, 15.

#### 9:40 - 10:00 — Worksheet

If there is time, use the opportunity to have a short Bible drill, looking up verses which give instructions as to how to speak to God. Here are a few: Matt. 6, 7; Matt. 7, 7; Hebrews 10, 22; Mark 11, 24; John 16, 23; Matt. 6, 5.

#### 10:00 - 10:15 — Music Appreciation and Choir Work

If a record-turner is available, set the mood for this period with a choral rendition of a hymn of praise. Any number of recordings by the St. Olaf Choir or the St. Louis A Cappella Choir are very suitable. A recording by a children's chorus is also affective. Point out briefly the opportunity to express love and praise of God through sacred songs. Point out the importance of thinking of what one is singing in order to speak to God through song.

Teach the hymn, "Wondrous King, all glorious." (New Hymnal, #41). The melody is easily learned in two parts, and can also be used in the worship period with the words, "God Himself is Present." (N. H. #4).

#### 10:15 - 10:30 — Recreation Period

Players form a circle, facing inward. The one who is "It" walks around inside the ring. Suddenly he points to two people, one with each hand, and asks, "What is the Christian's code of speech." Immediately both run around



the outside of the circle. The first one to get back to his place and to recite any part of the code becomes "It".

Go on to some of the simple favorites as soon as interest lags.

#### 10:30 - 10:40 — Rest and Refreshment

The committee in charge of the refreshments for the day ought to have the cookies and drink (even if it's just water) ready to serve as soon as the children are seated. Make the committee responsible for cleaning up and washing the classes after school. It develops a sense of service.

#### 10:40 - 11:20 — Activity Period

The children may begin making a prayer book of prayers for various occasions, writing and illustrating many themselves. Pictures of children praying and poems can also be included. The Concordia Sunday School Beginner and Primary leaflets will provide many clippings.

Have the children fold two sheets of  $8\frac{1}{2}$  x 11 typing paper in the center for the pages of the booklet. These may then also be sewn into a folded piece of construction paper with a cord which is tied into a bow on the outside.

This project continues for another day or may be completed at home. On the cover, have the children write, print, or paste neatly the words: MY PRAYER BOOK. (See illustration). Be sure that the child's name is placed at the bottom of the last sheet.

#### 11:20 - 11:30 — Close

##### Announcements

Pledge of allegiance to God

Silent Prayer: Dear God, remind us to speak to Thee often. Amen.

Ask those assisting in the worship period tomorrow to remain. Dismiss the class in an orderly line. Wish them a pleasant afternoon as they pass at the door.

#### 11:45 — Teachers' Meeting




Think about the text, "Lo, I am with you alway," which Jesus promised when he commanded His disciples to teach. Then, "call upon Him in the day of trouble."

Remember, it's not schedule that you ought be primarily concerned about, but whether you are influencing the children to a greater love of God and their fellow-man. Do not despair at failure to complete the material. It is but a tool and guide.

Begin now to think about what your class will present on the closing night program. Plan to draw up a tentative program tomorrow. Use the songs and recitations and stories learned in the regular lessons. (See appendix for sample programs.)



# Prayer Book Covers —



The designs and block letter are more easily made first on squared paper, from which they may then be traced.



My name is \_\_\_\_\_

LIVING AS GOD'S CHILDREN

God's Children Speak to Him

List at least three names of God that you know:

1. \_\_\_\_\_ 2. \_\_\_\_\_ 3. \_\_\_\_\_

The second Commandment says, "Thou shalt not take the name of the Lord, thy God in vain. Write, "Yes" or "No" after this sentence: "Vain" MEANS USING GOD'S NAME WITHOUT A GOOD REASON. \_\_\_\_\_

Here are some ways in which God's name is used in vain. Check those that you have heard:

- Saying the name of Jesus without talking to Him
- Asking God to damn something
- Swearing by saying, "By God, I'll do it."
- Lying and saying, "Honest to God."
- Using witchcraft by pretending to be God.

Instead of using God's name in vain, God's children speak to Him and about Him. If you are a child of God, fill in this promise:

I WILL NOT USE \_\_\_\_\_ IN VAIN.

I WILL P\_\_\_\_\_, P\_\_\_\_\_, AND GIVE\_\_\_\_\_.

+ + + + +

Bill and his parents never spoke to God before or after meals. One day they invited their minister for dinner. Bill's mother asked Bill to pray. Bill foolishly asked, "What shall I say?" What could he have said?

+ + + + +

A Christian's Code of Speech

- He does not curse.
- He does not swear.
- He does not make fun of God.
- He does not talk foolishly about God.
- He talks to God often.
- He praises God often.
- He thanks God often.

You're going to hear this code broken often, even by people who are God's children, but not very good children. When you do, how can you praise God right then and there?

Praise your heavenly Father to the world. Be proud of Him. Write a letter on the opposite side beginning like this: DEAR WORLD,

+ + + + +

<u>MY MEMORY WORK RECORD</u>	<u>POINTS</u>
A. The First and Second Commandments and Meaning	_____
B. "O give thanks unto the Lord, for He is good, because His mercy endureth forever." Psalm 118, 1.	_____
C. "Call upon Me in the day of trouble; I will deliver thee, and thou shalt glorify Me." Psalm 50, 15.	_____



SEVENTH DAY

LIVING AS GOD'S CHILDREN

Chapter IV

God's Children Listen to God

Pre-Class Period

Those who wish to complete their memory work of preceding days are given an opportunity. Others may read at the table. Some may play Bible games.

9:00 - 9:15 — Worship Period

Call to Worship: (By a child)

O come, let us sing unto the Lord,  
Let us come before His presence with thanksgiving.

Hymn: (Announced by the child) "God Himself is present", N. H. #4. (Have the first stanza written on the board.)

Remarks by Leader: In the Bible story that will now be read to you, you will hear of two sisters, one who thought she would please Jesus by doing all kinds of work for Him; the other who just sat and listened to Jesus talk. Decide for yourself which one pleased Jesus the most.

Scripture: (read by a child) Luke 10, 38-42.

Solo: (By a child) "Blessed Jesus, at Thy Word", v. 1. 4.

Prayer: The leader may say: "God's children listen to God speak. Let us close our eyes and place our right hand on our forehead to remind us thoughtfully to ask God that His Holy Spirit would make us eager to listen to Him in the Bible study this morning."

9:15 - 9:30 — Bible Lesson

You remember the story I told you on the first day about Jesus in the temple at the age of twelve?

How did Jesus show that He loved to listen to God?

What did He say to His parents?

What was His Father's business? (What had He been doing? — Studying and explaining the Bible.)

Of course, only what part of the Bible did Jesus have? (Old Testament.)

What's the difference between the Old and the New Testament? (Old written before Christ; new after.)

Both these parts weren't written by just one man — the Bible is really not just one book, but many books put together into one book. Starting with Moses, God had different people at different times write what He wanted to tell the people. In the Old Testament these writers were called prophets. Who knows what they were called in the New Testament? (Apostles). They didn't write what they pleased, but God told them what to write. That's why it says in the Bible, "God spoke."

These books were very holy to the Jews and also to a lot of others who believed that those writings were the Word of God. Jesus knew they were the words of God. He was the Son of God. That's why He said that not a single word could be proved wrong. That's also why He recited a lot of it whenever He was arguing or in trouble. He knew that the Word of God was truth.



At different times in the Old Testament, the children of Israel forgot about God because they didn't listen to Him speak often enough. When that happened, God had to punish them.

Once He had them captured and taken away into another country, Babylon, where they were captives for 70 years. After they finally received permission to return to their country Palestine, they all met on a certain day in the main city of Jerusalem and showed that they were again children of God by having their leader read the Bible to them. Whenever people become children of God, they listen to God speak to them from His book, the Bible.

God has commanded that a certain day be sanctified, kept holy, regularly. After God had finished creating the world in six days, He sanctified the seventh. That's told in the first book of the Bible: Gen. 1, 31 - 2. 3. (Read in unison.)

Which is the seventh day? (It depends on where one begins to count.) Why do Christians sanctify Sunday? What day do Jews sanctify? Mohammedans? (Friday).

How do we sanctify the holy day? (By hearing the word of God.)

But does just sitting in church and listening with one ear make the day holy? (Discussion -- One must also try to do what he has heard.)

So, a day is sanctified, made holy, when we listen to God speaking to us and try to do what He says.

If you don't listen to God's Word when you have a chance, you despise it. A lot of children despise preaching and God's Word. How?

Remember the Sabbath Day, to keep it holy. That's another way in which God tells us in the Bible to sanctify the holy day. God's children gladly hear and learn the Word of God and keep it. That's what Luther says God's Third Commandment means.

#### 9:30 - 9:40 -- Memory Work

Drill the Third Commandment and Meaning briefly. Then have the pupils look up the passages under B. and C. Ask someone to read them. Explain the verses. Have the pupils close their eyes and say the verse to themselves. Ask the entire group to say it orally. Call for volunteers to recite. Encourage continued study after the worksheet has been completed.

A. The Third Commandment and Meaning

B. "Remember the Sabbath Day, to keep it holy." Ex. 20, 8.

"He that is of God heareth God's words." John 8, 47.

C. "Blessed are they that hear the Word of God and keep it." Luke 11, 28.

"He that heareth you heareth Me." Luke 10, 16.

#### 9:40 - 10:00 -- Worksheet

The ways in which the Sabbath Day is or is not kept holy are listed as a basis for discussion.

#### 10:00 - 10:15 -- Music Appreciation and Choir Work

Listen to God by thinking about what He has told you this morning and promise to listen to Him often during the playing of a soft symphonic number.

Try to learn the first stanza of "God Himself is Present" from memory. Review "Abide, O dearest Jesus", st. 1. 2. 6, and "Oh, that the Lord would guide my ways," st. 1. 2. 4.



## 10:15 - 10:30 --- Recreation Period

How well can you listen? Each side has two teams, one on each end of the field, in single line facing each other. The first child on each team is secretly given a short Bible text, such as "Faith cometh by hearing," or one of the memory passages of the day. At a given signal, the first player runs to his team-mate opposite him and whispers the passage to him. This child then runs to the second opposite him. The first team to finish and to have the text still correct wins.

Complete the period with several of the old favorites: drop the handkerchief, cat and mouse, three deep, squirrel in a tree, etc.

## 10:30 - 10:40 --- Rest and Refreshments

Have the chairman of the committee serving on this day speak to the group after all have been served. She reminds the children that today they learned that God's children listen to God, and God has said, "Love thy neighbor as thyself," and "Do unto others as you would have them do unto you." All of enjoy the refreshments and so we ought to be willing to take a turn at serving." She may then call for volunteers for the next day. It is recommended that the refreshments be very simple: A drink or a cookie or a spread cracker or a little sandwich.

## 10:40 - 11:20 --- Activity Period

One can also listen to God in prayer. Thinking about what God has said is also prayer. Complete the prayer books begun yesterday.

## 11:20 - 11:30 --- Close

Announcements and appointments. Have two children prepare to tell the story of Absalom, a son who dishonored his father. Refer the children to a Bible story book on the reading table. Assign the Bible readings for the ninth day.

Pledge to listen to God: (Said by a child)

"We have heard today, O God, that he that is of God, heareth God's Word and does it. We, thy children, also pledge to listen to Thee and to obey Thy instructions with Thy help. Amen."

Pledge of allegiance to God

## 11:45 --- Teachers' Meeting

"Suffer the little children to come unto me and forbid them not, for of such is the kingdom of God." We do more than permit them to come by helping to bring them to Jesus.

Check the service for the following day. If time permits, begin the drawing together of the closing night program.

Plan to have lunch together tomorrow noon.



My name is \_\_\_\_\_

### LIVING AS GOD'S CHILDREN

#### God's Children Listen to God

How is the Sabbath Day kept holy ro sanctified? Underline the correct answers:

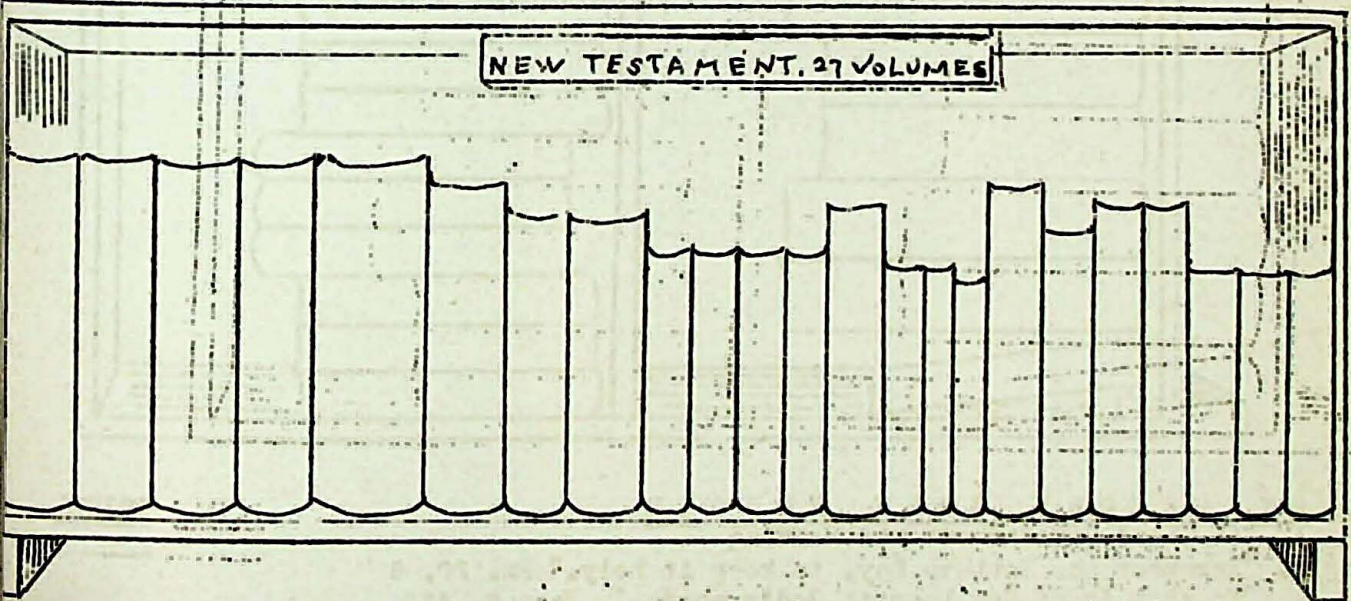
- By resting in bed until noon
- By going on a picnic
- By hearing God's Word in church
- By playing outside during Sunday School
- By visiting a sick person
- By thinking about God and His commandments and His love
- By worshipping God with prayers and songs
- By working
- By reading the Bible or books about God
- By listening to a sermon on the radio

Here is a Bible passage that tells you not only to listen to God, but also to do what He says. Look it up and copy it:

James 1, 22: \_\_\_\_\_

+ + + + +

The Bible is not just one book. It is a divine library of books, including history, law, poetry, biography, and letters. There are sixty-six books in the Bible. Print the name of the books on their backs in the bookshelf below and color the various groups.



Note: The Epistles to the Corinthians, Thessalonians and Timothy are represented by a single book only.

(over)



OLD TESTAMENT 34 Volumes

MY MEMORY WORK RECORD

- A. The Third Commandment and Meaning
- B. "Remember the Sabbath Day, to keep it holy." Ex. 20, 8  
"He that is of God heareth God's words." John 8, 47
- C. "Blessed are they that hear the Word of God and keep it." Luke 11, 28  
"He that heareth you heareth Me." Luke 10, 16

POINTS

\_\_\_\_\_  
\_\_\_\_\_  
\_\_\_\_\_



## EIGHTH DAY

### Church Service and Film

#### Pre-Period

Rehearse the hymns to be used in the service until most have arrived, Then check attendance and line up for the processional.

#### 9:00 — Church Service

Processional: "Onward, Christian Soldiers" (Besides having the cross, and flags leading the procession, there should be at least two candle-bearers with lit candles facing the procession on the altar steps.)

Call to Worship: Leader directs the boys and girls to bow their heads and silently ask God to be with them and to give them light from His Holy Word during this service.

Hymn: "My Faith Looks Up to Thee" (or some other familiar hymn.)

Responsive Reading: Psalm 121

Picture Study: "Thy Boy Jesus in the Temple" (a 7 x 9 reproduction may be ordered from Concordia Publishing House for 10 cents - framed 60 cents). A child holds up the picture and points out that Jesus was the Light of the world, who came to tell and show people the way to heaven. Already as a boy of 12 he showed us how to get light. We get light from God by hearing and studying God's Word. How does the artist show that Jesus loved the Word of God? That He gave light to others?

Scripture: Four children may say or read the following passages. The first one says: "The Bible also calls God's children lights in the world, because they receive light from Him. God also expects His children to shine and show others the way to heaven. Listen:

I Thess. 5, 5

Matt. 5, 14

Eph. 5, 8

Matt. 5, 16

Prayer: (Read by a child) We thank Thee, O God, for having received eternal light from Thee through Jesus Christ, Thy Son, We ask Thee to make the light within us burn brightly for others. Amen.

#### Choir:

Object Lesson: One of the candle-bearers steps to the center of the altar steps and says: "As you can see, this candle cannot begin to burn and shine by itself. It needs to receive its light from another. (Goes to the second candle and relights the one that is out. Then he turns and says:) Even so we, too have to get our light from God and His Word.

After we have the light of faith, the Bible says we should let our light shine. It's very easy to hide your light. As soon as you put something in front of your light, it no longer can be seen. As soon as you love something more than God, your faith, too, cannot be seen. For instance, many people love money more than God. Now look what happens when I place a silver dollar in front of this light. (Holds a silver dollar in front of candlelight.)

The Bible warns you, too, not to hide your light under a bushel. That means you shouldn't keep it covered. If I place this quart bottle over the burning candle, it will soon go out. (Demonstrate) The same may happen to your faith if you don't use it. "Let your light so shine before men that they may see your good works and glorify your Father which is in heaven."



Offering: (For the African missions)

Choir or Dept. Song:

The Creed: (What you believe is your light.)

Benediction: (By pastor)

Silent Prayer: (For light)

Recessional: "Abide O Dearest Jesus", St. 1. 2. 6. (Led by candle-bearers, cross, and flags.)

#### RECESS

Directed recreation: RUN, RABBIT, RUN: Children are divided into two groups, rabbits and foxes. Choose one rabbit to be Mother Rabbit. She takes the rabbits for a walk toward the fox home. When they almost reach the foxes' home, mother rabbit calls, "Run, rabbit, run." Rabbits then try to get home without being tagged. All who are tagged become foxes. Those who are not tagged after several walks win the game. Change by having rabbits become foxes and foxes become rabbits.

DOGS AND BALL: Players stand in line. Each player receives the name of some dog; as police dog, bulldog, collie, fox terrier, etc. Several players must have the same name. The leader stands in front of the line, calls "bulldog" and throws the ball away. All of the bulldogs then run after the ball. The one reaching it first becomes the next thrower.

STORK TAG: One child is "IT". He tries to catch the other children. In order not to be tagged, they must stop running and stand on one foot like a stork. Any one tagged while on two feet or while hopping becomes "IT"...

10:15 -- Mission Film: Among the Ibibios

(This film may be obtained free of charge from the Visual Education Service, Concordia Publishing House, St. Louis, Mo. Use it to lead the children to be glad God is sending missionaries to teach also the negroes how to become children of God through faith in Christ Jesus. Close with a prayer that all people in Africa might learn to know and love their Savior, and that God would make us willing to help send missionaries.)



## NINTH DAY

### LIVING AS GOD'S CHILDREN

#### Chapter V

#### God's Children Obey Authority

##### Pre-Class Period

Continue opportunity to recite and read. Distribute Bibles and hymnals.

##### 9:00 - 9:15 — Worship Period

Call to Worship: Hymn: "God Himself Is Present"

Remarks by Leader: We are God's children because we believe in Jesus. God wants His children to honor and obey their parents and any one else who is taking care of them or ruling them because He is the One who gave them the power to rule you. They are His representatives. They have authority from Him. Listen to God speak to you this morning as several of the children read to you from His book:

Scripture: (Read or recited by several children)

1. Eph. 6, 1-3
2. Prov. 30, 17
3. Col. 3, 20
4. Prov. 23, 22
5. Hebr. 13, 17
6. Rom. 13, 1

Prayer: The leader may say, "Let us thank God this morning for our parents and teachers and country, and ask Him to teach us to respect, honor, love, and obey them, so that they will enjoy serving us."

Hymn: "Oh, that the Lord would guide my ways".

##### 9:15 - 9:30 — Bible Lesson

King David, about whom you've read in the Old Testament, had a number of sons. One was called Absalom and another Solomon. There was a big difference between these two brothers. One was a child of God and the other was not. And they showed it by the way they treated their parents.

(Here the two children appointed yesterday may tell the story of Absalom, or the teacher may use the following:)

When the people came to see King David about their troubles, his son Absalom would meet them at the castle gate and would say, "If I were king, I would see that every one received what he deserved." In this way the Bible says he stole the hearts of the people from his father. He made the people dissatisfied with their king.

After secretly talking against his father for forty years, Absalom decided to take away the government from King David. So he sent spies to all parts of the country and gave them this signal: "As soon as you hear the sound of a trumpet, then announce, 'Absalom is king.'"

When Absalom made himself king, his father David has to flee for his life. But some of David's loyal followers helped him fight to get back his kingdom, and God saw to it that Absalom was punished for not honoring his father, the king.

As Absalom rode under a low oak tree, his long hair caught in the thick branches and pulled him off his mule. As he was hanging there, some of David's men found him, and one of them put three darts into Absalom's heart. After that, David's men threw their king's bad son into a big pit in the woods and laid a heap of stones on him.



But in Kings 2, 19. 20, God tells us how another son of David honored his mother, after David had made him king. Let's have the boys read it.

God demands that you obey your government, too. "Obey them that have the rule over you," He says. Who are some of those that have the rule over you?

Jesus obeyed His parents even when He didn't agree with them... Remember when? (Luke 2, 51). He also showed how much He loved His mother by taking care of her even while He was dying on the cross. What did He do? (Told John, His favorite disciple, to watch over her as though she were his own mother.)

Some terrible troubles come when people refuse to honor and obey God's representatives. What happens if a child doesn't respect his parents at home? If he doesn't do what he's told in school? If he breaks a city law? If he refuses to obey the government? (Doesn't register, for instance.)

It's a good thing that there is a law requiring you to respect and obey authority. What would happen if everybody did as he pleased?

That's why God warns us to be sure to honor and obey and love our parents and masters, because that's the only way in which it will be well with us and we may live long on the earth.

#### 9:30 - 9:40 — Memory Work

Turn to the fourth commandment in the Catechism (penny catechisms should be provided unless Sunday School hymnals are available.) Have someone read Luther's explanation of the Fourth Commandment. Ask, "How do we sometimes despise our parents and masters? How do we sometimes provoke our teachers to anger? Be specific; e. g., By poking a neighbor during a lesson, etc. What does esteem mean? (Have someone look up the word in a dictionary.) Place the explanation on the board. Erase certain words. Have the class recite in unison. Erase all, and call for volunteers. First two reciting without a mistake listen to the others recite to them.

- A. Fourth Commandment and Meaning
- B. "Children, obey your parents in all things; for that is well pleasing unto the Lord." Co. 3, 20.
- C. "Let them learn to repay their parents; for that is good and acceptable before God." I Tim. 5, 4.

#### 9:40 - 10:00 — Worksheet

If the children are unable to read the points themselves, the teacher should of course read the material to the class.

#### 10:00 - 10:15 — Music Appreciation and Choir Work

Encourage brightening up the home with singing. Learn, "When Johnny Comes Marching Home Again. (See appendix). Be sure that "Abide, O Dearest Jesus" and "Oh, that the Lord would guide my ways" is now known from memory.

#### 10:15 - 10:30 — Recreation Period

How well can you obey? Have class line up in any formation which will give the children plenty of arm movement. If the leader says, "The general says, Stoop," then everyone must stoop; but if the leader simply says, "Stoop" or "Hands up", then anyone obeying without orders from the general must drop out. The leader continues to try to fool the group by varying the orders. The last one in the game becomes the leader.



Another variation of the above is to mix the commands, "I say Stoop" and "I say Stand". Anyone not obeying correctly must drop out.

Complete the period by playing "Follow the Leader." After a few moments, send the leader to the foot of the line and allow the next player in line to be leader.

10:30 - 10:40 — Rest and Refreshments

Have one of the committee members point out that the little sandwiches being served were prepared by children, and that instead of always expecting their parents to serve them, they could give their parents a pleasant surprise tonight by making them a little treat before going to bed.

10:40 - 11:20 — Activity Period

The making of a gift for mother and dad. For mother, a novelty pin out of leather or oil cloth is suggested. (See illustration). For father, a jigsaw puzzle or a game, (to be made the following day.)

11:20 - 11:30 — Close

Pledge of allegiance to God (By this time, attempt to say it in unison).

Silent prayer that God would also help us to become obedience children.

Remind children of the trip — time, carfare, etc. If some of them are appearing on the radio program, have them remain for a rehearsal or ask them to return in the afternoon.

Dismiss them orderly.



# Mother's Gift — Curtain Tie-backs —

Figure 1.




Figure 2

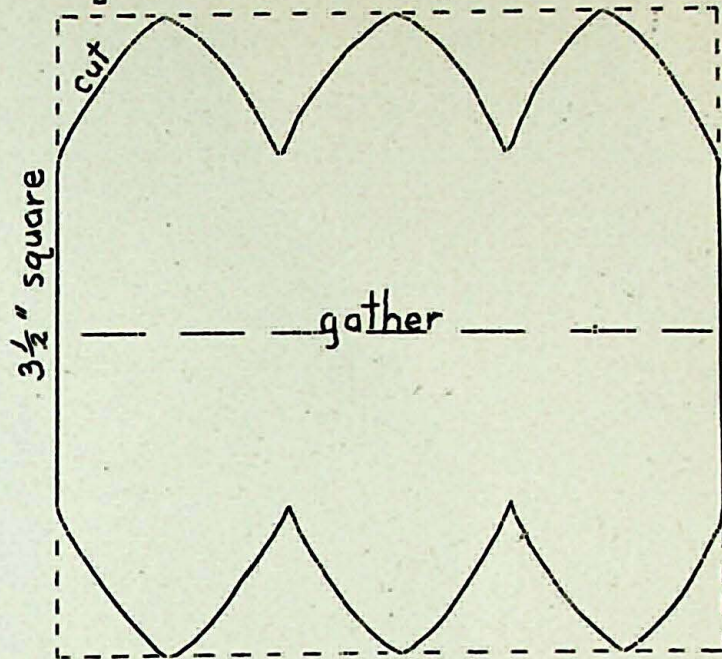


FIGURE 1: Cut two 16 inch by 1 1/2 inch lengths of oilcloth for tie-backs. Mark and pinprick holes as indicated along all sides. Blanket stitch these edges with contrasting yarn.

FIGURE 2: Cut two 3 1/2 inch squares of oilcloth to form flowers. Cut petals as shown and gather through center. Sew with yarn to one end of each tie-back.



My name is \_\_\_\_\_

### LIVING AS GOD'S CHILDREN

#### God's Children Obey Authority

We should not despise our parents and masters. Put a line under the correct answers:  
We despise those who have authority over us:

(by helping them)

(by not obeying them)

We do not please God if we make our parents and masters angry. Mention two ways in which children often make their teachers angry:

#### TRUE - FALSE TEST

Some of these statements are true and some are false. Put an X in front of those you think are true and an O in front of the false:

I honor my parents and teachers by

- \_\_\_\_\_ thanking them
- \_\_\_\_\_ offering to help them
- \_\_\_\_\_ complaining about them
- \_\_\_\_\_ disobeying them
- \_\_\_\_\_ snapping back at them
- \_\_\_\_\_ doing what they want
- \_\_\_\_\_ getting mad at them
- \_\_\_\_\_ praising them
- \_\_\_\_\_ making them happy

Here are some rules that many parents have. Put an X behind those you are expected to follow. Put a circle around the checks that you always obey.

- Wash face and hands well
- Be prompt for meals.
- Help with the dishes.
- Put things back where they belong.
- Go to bed at a certain time.
- Practise my lessons regularly.
- Be careful of my language.
- Attend Sunday School and church regularly.

+ + + + +

Write a prayer, asking God to help you obey authority. Begin like this: Dear Lord,

---

---

#### MY MEMORY WORK RECORD

#### POINTS

- A. The Fourth Commandment and Meaning \_\_\_\_\_
- B. "Children, obey your parents in all things; for that is well pleasing unto the Lord." Col. 3, 20. \_\_\_\_\_
- C. "Let them learn to repay their parents; for that is good and acceptable before God." I Tim. 5, 4. \_\_\_\_\_



## TENTH DAY

### Excursion

A VISIT TO A RADIO STATION, the primary purpose being to make the children conscious of how God is now speaking to the world through the Lutheran Hour, KFUC, local programs, etc.

In the St. Louis area, a trip to KFUC makes the children conscious of "The Gospel Voice." In Chicago, a similar purpose might be had in a visit to WIBI. The trip to KFUC can also include a tour of Concordia Seminary, the school where "their" ministers study. The hope that some of the boys in the group might some day dedicate themselves completely to serving God and His Church in the ministry should certainly be expressed.

Having the children appear on a radio program adds much to the interest in the trip, and creates good publicity for the Bible School, especially in the homes of the children. (See appendix for sample program. This program can also be used for an assembly.)

Wherever possible, arrange also to have the children receive a little souvenir of the trip, a pencil, a little booklet, a celluloid calendar, etc. It adds a great deal of joy.



## ELEVENTH DAY

### LIVING AS GOD'S CHILDREN

#### Chapter VI

#### God's Children Are Kind and Forgiving

##### Pre-Class Period

Have individuals read and prepare to tell the stories of The Good Samaritan and How Joseph Forgave His Brothers. (See appendix).

##### 9:00 - 9:15 — Worship Period

Call to Worship: A half dozen or more of the class may go to the rear of the room and sing, "God Himself Is Present."

Remarks by Leader: Jesus, the Son of God Who became a man so that He could die and take our punishment for us on the cross, also showed us how to live. He was the perfect Son of God, and all of God's children ought to follow His example. Because He was loving and kind, His life was beautiful. That's why He's called "Beautiful Savior". Let's tell Him we love Him by singing that beautiful hymn, "Beautiful Savior".

Hymn: "Beautiful Savior"

Picture Study: Sallman's Head of Christ (A Color print of this picture is available at all religious book stores and can be ordered from Concordis Publishing House. Recommended size: 9 $\frac{1}{4}$  x 11 $\frac{1}{2}$  — \$1.25.)

Bring out how the artist has portrayed Christ's kindness: This is a picture of our Beautiful Savior painted by an artist who is still living, Warner Sallman. No one made a photograph of Jesus while He was on earth, so we don't know exactly how Jesus looked. But the Bible gives us a picture by telling us about Jesus, and from that, artists paint Jesus as they think He may have appeared.

How did Warner Sallman show that Jesus was kind and good? (Notice the soft brown monotone, the open honest eyes, the straight firm features, the closed but not clamped mouth, the glowing brightness of His head, the whiteness of His robe.) What do you know of the life of Christ which proves He was kind?

Prayer: That God would forgive us for not being like Jesus, and that every day He would help us become more like His Son.

##### 9:15 - 9:30 — Bible Lesson

One of God's orders to human beings is, "Thou shalt not kill." God has given governments the right to punish criminals and countries that threaten its citizens. A soldier is doing a duty for his government when he fights. But you have no right to kill. To kill means to destroy. God wants the world and all that is in it to live. Instead of taking life, God's children are expected to give life and to increase life around them because they have received eternal life from God. How did God love us through His Son Jesus?

Jesus once told a lawyer that one of God's laws is that he should love his neighbor as himself. This man asked Jesus, "Who is my neighbor?" Do you remember the story that Jesus told to show who one's neighbor is? (Have someone tell the story of The Good Samaritan briefly.) What did this show? Who is your neighbor? (Anyone who needs help.)

The Bible says, even if it's your enemy that is hungry, feed him; if he thirst, give him drink; for in so doing, you will heap coals of fire on his head — you will make him feel ashamed of his hatred.



A child of God who loves his neighbor does not walk around with a chip on his shoulder, looking for a fight; but tries to avoid fights, not by running away, but by being as agreeable as possible. The Bible also says, "Agree with thine adversary quickly, while thou art in the way with him — while you still have a chance. Don't let anybody remain your enemy. Be willing to forgive your neighbor and help him become and remain your friend. God loves you and forgives you; therefore, you should be willing to forgive your neighbor. If you don't, God won't forgive you.

The Old Testament tells about two brothers, called Esau and Jacob. Jacob had pulled a trick on Esau. He had gone in to his blind father Isaac and pretended he was Esau. Being deceived, Isaac had given the birth-right, the inheritance, to Jacob instead of to Esau.

When Esau heard about this, he was very angry and threatened to kill his brother. Jacob fled from the house to an uncle in a distant country. God punished him for his lie by making it necessary for him to stay away from his home for a long time.

After twenty years, Jacob decided to return home. By that time he had two wives, many servants, and much cattle. As his caravan neared home, Jacob sent a messenger to ask his brother for forgiveness. The servant returned and reported that Esau was coming to meet Jacob with 400 men. Jacob was very much afraid his brother was coming to take revenge for what had happened long ago. He prayed to God for mercy, and sent large flocks of animals as presents to his brother.

When Esau arrived, Jacob bowed himself to the ground seven times until he came near to his brother. Esau had a very good chance to be mean, but instead, he ran to meet Jacob and hugged him and fell on his neck and kissed him, and they both wept for joy. What a beautiful forgiveness. Esau acted as a child of God.

(If time permits, have someone tell the story of how Joseph forgave his brothers.)

#### 9:30 - 9:45 — Memory Work

Martin Luther said that the Fifth Commandment means, "We should fear and love God that we may not hurt nor harm our neighbor in his body, but help and befriend him in every bodily need. (Have the class turn to the catechism. Read the explanation of the Fifth Commandment in unison. What should we not do? What should we do? Repeat. Give a moment for silent study. Have individuals recite.)

- A. Fifth Commandment and Meaning
- B. "Whosoever hateth his brother is a murderer." I John 3, 15
- C. "If thine enemy hunger, feed him; if he thirst, give him drink, for in so doing thou shalt heap coals of fire on his head." Rom. 12, 20.

#### 9:40 - 10:00 — Worksheet

The leader asks, "What do we kill when we hate someone or something?" Allow the children to think out the answers: Suggest, if necessary: Our friendship, our love, our good thoughts, our happiness, maybe even part of our body. In this connection you might drill I John 3, 15: "whosoever hateth his brother is a murderer."

What do we kill by cutting people with our tongue? Their reputation, their friends, their happiness, their job, sometimes even their life through worry. What does James say the tongue is full of in James 3, 8? Deadly poison — it kills.

By hurting or harming our neighbor's body you may kill part of his body. What do you kill if you shorten your parents' life through worry?



## 10:00 - 10:15 — Music Appreciation and Choir Work

Play a recording of "Beautiful Savior", if available. Try to learn the first and last stanzas from memory through various groups singing them: First the girls, then the boys, then the front row, etc.

## 10:15 - 10:30. — Recreation Period

A kind person is hospitable. Discuss the meaning of hospitable before going out to the playground — welcoming people into your homes. This morning we're going to play Circles, a game in which the circles are your homes. As long as the players are in your homes, they are safe from the one who is It. If tagged outside the circle while crossing from one to another, the one caught becomes It. If played on a lawn, mark off sections.

Complete the period with games of the children's choice.

## 10:30 - 10:40 — Rest and Refreshments

Hospitality includes also entertaining friends with food and drink. The committee providing cookies and serving classes of water should be instructed to be gracious hostesses.

## 10:40 - 11:20 — Activity Period

The making of Dad's gift: A jig-saw puzzle can easily be made by pasting a picture on a thick piece of cardboard (use religious pictures from old Sunday School leaflets) and then cutting up the picture into jagged pieces. Have the children make the pieces large or the puzzle becomes too difficult to put together. Experiment.

The children might also make a game with which to entertain their friends; for example, a board with nails on which the rings are to be rung. These games may be used indoors on rainy days. If there are only a few boys, they might work on model airplanes to be given to orphans.

## 11:20 - 11:30 — Close

The Red Cross is doing a lot of kind work for us. Plan to collect a gift for the Red Cross during the following day's worship period.

Prayer: We thank Thee, Lord Jesus, for having taught us to be kind and loving instead of cruel and selfish. Help us never to hurt nor harm our neighbor, but to help him as Thou dost help us. Amen.

Pledge of Allegiance to God: (in unison)

Announcements: Ask neighboring children to visit absentees to kindly invite them to come regularly. Announce the coming picture and trip. Assign the story of Samson to three children. (See appendix).

## 11:45 - 12:00 — Teachers' Meeting

Prayer: Of thanks that the Spirit of God continues to draw the children to the Summer Bible School in spite of its weaknesses and those of the teachers. A request for continued grace and strength.

Definitely set down the program for Parent Night.



My name is \_\_\_\_\_

### LIVING AS GOD'S CHILDREN

#### God's Children Are Kind and Forgiving

To kill means to destroy. You can destroy in many ways, not only by making a person completely dead. Here is a list of ways. Ask yourself, "What do I kill?"

1. BY HATING
2. BY CUTTING PEOPLE WITH MY TONGUE
3. BY THINKING EVIL OF OTHERS
4. BY HURTING MY NEIGHBOR'S BODY
5. BY NOT TAKING CARE OF MY BODY
6. BY TAKING DANGEROUS RISKS
7. BY KILLING ANIMALS IN MEANNESS
8. BY DESTROYING NATURE UNNECESSARILY
9. BY PURPOSELY BREAKING AND DESTROYING PROPERTY WITHOUT A GOOD REASON

Now read these questions and find out whether you have ever hurt or harmed your neighbor. Write "Yes" or "No" after each one:

1. Have I ever been mean to someone? \_\_\_\_\_
2. Do I sometimes plan to get even? \_\_\_\_\_
3. Did I ever start a fight to show how smart I was? \_\_\_\_\_
4. Are my words always kind and pleasant? \_\_\_\_\_
5. Have I ever called someone an ugly name? \_\_\_\_\_
6. Have I ever tried to make someone fall in order to hurt him? \_\_\_\_\_
7. Am I always friendly? \_\_\_\_\_
8. Do I sometimes refuse to talk to someone I don't like? \_\_\_\_\_
9. Have I ever caused my mother to worry? \_\_\_\_\_

Confess that you are a sinner, and ask your heavenly Father to forgive you. Write and say, "Dear Father in heaven, I have sinned often. Then ask Him to forgive you and to help you to be kind, for Jesus' sake."

\_\_\_\_\_

\_\_\_\_\_

\_\_\_\_\_

HERE ARE SOME WAYS OF SHOWING KINDNESS. PUT A CIRCLE AROUND THE ONES THAT YOU WILL DO TONIGHT: PERHAPS YOU WOULD LIKE TO ADD ONE OR TWO OF YOUR OWN:

1. Give mither a rest by doing the dishes.
2. Help brother or sister undress for bed.
3. Offer someone a cool drink.
4. Give an older person your seat in the street car.
5. Share a sandwich with someone.
6. Say something nice to a person you didn't like.
7. Send a note or a card to someone sick.
8. Offer to help anyone who needs your help.
9. \_\_\_\_\_
10. \_\_\_\_\_

#### MY MEMORY WORK RECORD

#### POINTS

- A. The Fifth Commandment and Meaning \_\_\_\_\_
- B. "Whosoever hateth his brother is a murderer." I John 3, 15. \_\_\_\_\_
- C. "If thine enemy hunger; feed him; if he thirst, give him drink; for in so doing, thou shalt heap coals of fire on his head." Rom. 12, 20. \_\_\_\_\_



## TWELFTH DAY

### LIVING AS GOD'S CHILDREN

#### Chapter VII

#### God's Children Practise Purity

##### Pre-Class Period

List the following words on the board and have various children look up their meanings in the dictionary: chaste - decent - pure - impure - smutty - decent - filthy - beautiful. Be sure to begin on time in order to complete the day's work.

##### 9:00 - 9:15 — Worship Period

###### Call to Worship: (Said by child)

Jesus said, "If a man love Me, he will keep My words, and My Father will love him, and we will come unto him and make our (home) with him." John 14, 23. Let us remind ourselves that God Himself is present by singing the hymn which begins with those words.

###### Hymn: God Himself Is Present

Remarks by Leader: In I Cor. 6, 19. 20, God says, "What? Know ye not that your body is the temple of the Holy Ghost, which is in you, which ye have of God, and ye are not your own? For ye are bought with a price: therefore, glorify God in your body, and in your spirit, which are God's." He says your body is His temple. What is a temple? God gave you your body to be a temple for His Holy Spirit. Your body does not belong to you; it belong to God. Jesus bought you for a big price. What did it cost Him to make you a child of God? (His life). Therefore glorify God by making your body strong and beautiful and keeping it clean and pure.

In I Cor. 3, 16. 17, God says He will destroy anyone who spoils his body and doesn't keep it holy, because your body is God's temple. Let's read I Cor. 3, 16, 17.

###### Scripture: I Cor. 3, 16, 17.

Prayer: We thank Thee, heavenly Father, for our bodies, for health and strength, and for all that helps us keep our bodies clean and strong. We thank Thee, Lord Jesus, for making us children of God by dying for us on the cross. We ask Thee, O Holy Spirit, to live in us and make our bodies Temples of God. Amen.

Offering: For God's many gifts to us, we bring these gifts to the Red Cross.

##### 9:15 - 9:30 — Bible Lesson

The Bible tells many stories about young men who became great because they loved God and lived a pure life. You remember how Joseph refused to make love to his master's wife, How did God later bless him?

But today I've asked several children to tell the story of a young man who could have been one of the strongest in the world, but he spoiled his life by not keeping himself pure.

I. When Samson was born, God wanted him for a very special work. God's children, the Children of Israel, had become very weak because they had forgotten God and His Word and had sinned like their heathen neighbors. Now they were completely at the mercy of a neighboring tribe, the Philistines. They did not have the strength nor the weapons nor the courage to fight back.



Samson was to save his people from the Philistines. For this he would have to be strong, not only in body but also in spirit. And Samson was such a person. As a child he was dedicated to God (even as many of you have been dedicated to Him in baptism). He was also brought up as a child of God; and as a child of God he avoided everything that would be harmful or unclean. He had a pure heart, and God's Holy Spirit lived in his heart.

II. Because he obeyed the Spirit of God, he did great deeds of strength. Once a lion came roaring at him and he grabbed the lion with his bare hands and tore him apart. At another time he killed a thousand Philistines with just the jawbone of an animal that he found.

When the children of Israel saw what Samson could do, they said, "Here is man who will do great things for God and his country."

III. But Samson did not live up to their hopes. He did not keep a pure heart. He became proud of his strength and began to act smart. He forgot God and what he owed to God, and when he forgot God, God's Holy Spirit left him. Then the strong man became weak.

You couldn't notice it at once, for his body was still very strong, but his character became so weak that he could not resist temptations to sin. He let a wicked woman of the Philistines lead him into shameful sin — the sin of uncleanness. He committed adultery, and even betrayed a secret to her — the secret of what made him strong. So she cut off his hair while he was sleeping and he became like an ordinary man. Now the Philistines had no trouble to lick Samson, and they tied him up and put out his eyes and made him turn a big stone mill for grinding their corn.

That is how a life that could have been full of great service ended up in disgrace — why? because this strong man was not strong enough to keep from sinning. He did not practice purity, and that made him weak.

Teacher: Later Samson was sorry that he had not kept his body strong for God, and God gave him another chance to use his strength against the Philistines. When he was brought to a large Philistine grand stand, to be laughed at, he humbly prayed to God to give him strength. Then he grabbed two of the pillars on which the building stood and pulled down the house, killing all of the people. Samson might have done much more for his country if only he had remained pure.

9:30 - 9:40 — Memory Work

God's sixth law is that you keep yourself clean and pure -- not only your body, but also your thoughts, your words, and your acts. If you are a Christian, your body is God's temple. Uncleanness of character is called adultery. Who can recite the Sixth Commandment? Read and learn the first half of Luther's explanation. Also the prayer: Create in me a clean heart, O God, and renew a right spirit within me. Psalm 51.

9:40 - 10:00 — Worksheet

10:00 - 10:15 — Music Appreciation and Choir Work

Discuss and learn the 2nd and 3rd stanzas of "Beautiful Savior". Point out that singing purifies the soul. One who loves to sing loves life. Sing several songs for the fun of it: Old MacDonald Had a Farm, Mary Had a Little Lamb, My Bonnie, etc.

10:15 - 10:30 - Recreation Period

A variation of the Circle game: Draw a large circle which is designated as poisonous — full of sin. If anyone steps into the circle or is drawn into it by the Tempter, the one who is It, the player can't move out of the circle until the teacher frees them.



Another game with which to teach "Flee youthful lusts" is "Run, My Good Sheep, Run." The players form two parallel lines at each end of the field. The wolf is in the center. When the leader calls, "Run, my good sheep, run," the players dash across to the opposite goal and try to keep away from being caught by the wolf. Anyone tagged must drop out until the game starts over. If the group is large, have those tagged assist the wolf.

10:30 - 10:40 — Rest and Refreshments

Again point out how pleasant it is to be with decent friends — Christian playmates. The committee might serve a small glass of root beer. Encourage those who haven't yet served, to volunteer to take their turn on following days.

10:40 - 11:20 — Activity Period

Mention that doing worthwhile work with one's hands is a good way to keep one's self from impure temptations. Suggest continuing hobbies and projects at home.

The girls may knit flowers for their hair or for an ornament on their dress. The boys may weave a chain. It is suggested that the teacher select only one activity at a time for the entire class. This eliminates confusion and is more satisfying to the child. Even when the class is mixed, it has been found that the boys of grade school ages enjoy doing what the girls do in groups.

11:20 - 11:30 — Close

Say the Pledge of Purity printed on the worksheet, the class repeating the phrases after the teacher to avoid the necessity of re-distributing the sheets. Assign the Scripture passages and the poems for the fourteenth day.

11:45 - 12:00 — Teachers' Meeting

Prayer: God, we thank Thee for having chosen us to be caretakers of Thy lambs. Make us willing and able workers, and feed us and them with Thy Holy Spirit, for the sake of Jesus who died for all of us. Amen.

Talk over the service for the following day. Plan to rehearse the hymns quickly during the Pre-Period.



# Yarn Flower —

Figure 1.

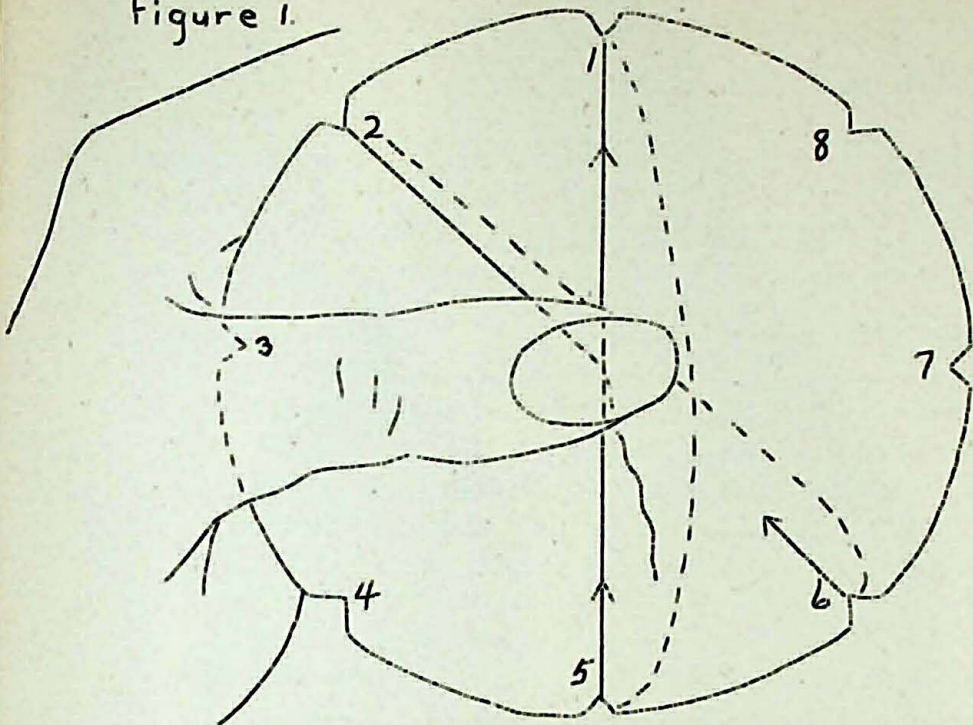
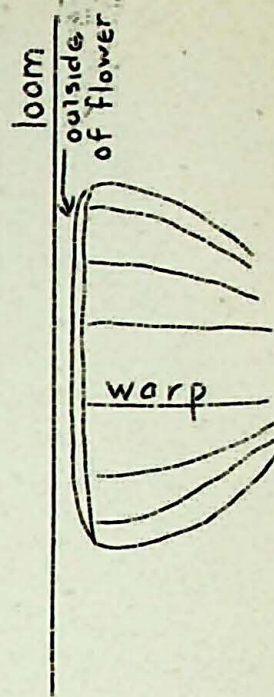


Figure 2

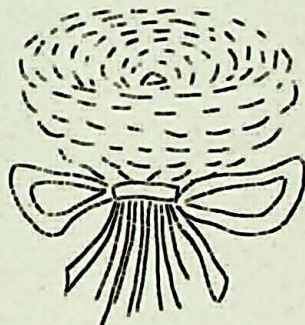


**LOOM:** Cut cardboard circle 4 inches in diameter. Cut eight notches in edge as illustrated and numbered in figure 1.

**TO STRING LOOM:** Use yarn nine feet in length. By holding yarn 2 inches from end at center of loom, draw yarn over notch #1 and down to notch #5, around under thumb, over #2 and down to #6. By turning cardboard clockwise, the process is continued over #3 to #7, under thumb, over #4 to #8 and tie at center. Thread long end of yarn on a tapestry needle or a bobby pin.

**STITCH:** Pass needle under threads 1 and 2. Return over 2 and then pass under 2 and 3. Return over 3 and pass under 3 and 4. Continue around circle, repeating over one thread and under two until cardboard is covered for 2 inches in diameter.

**TO FORM FLOWER:** By cutting yarn at center back, draw released threads together with outside of the flower against the loom as shown in figure 2. Tie these released warp threads (including that 2 inch end at the inside center of flower) with the weaver end of the yarn. Complete two or three flowers and tie together with loop of green yarn for leaf effect.





My name is \_\_\_\_\_

LIVING AS GOD'S CHILDREN

God's Children Practise Purity

Here are a list of words that may or may not tell what "CHASTE" means. Circle the correct meanings:

UGLY CLEAN DIRTY PURE DECENT IMPURE SMUTTY FILTHY BEAUTIFUL

MY PLEDGE OF PURITY

(Write, "with the help of God" after each sentence.)

I WILL close my ears to all unclean conversation and to every dirty saying, \_\_\_\_\_

I WILL close my eyes to every indecent picture, movie, magazine, and sight, \_\_\_\_\_

I WILL refuse to speak filthy words and dirty stories and impure remarks, \_\_\_\_\_

I WILL ask God every day to give me a pure heart, to forgive my sins of impurity, and to keep my body a temple for His Holy Spirit, \_\_\_\_\_

I WILL help others to stay clean and pure in word and deed by my life, \_\_\_\_\_

I WILL try always to have clean thoughts, pure language, and beautiful deeds, \_\_\_\_\_

+ + + + +

A man once prayed, "God, make me beautiful within." That beauty inside of you is made by the thoughts you think. Write a beautiful thought — perhaps a verse from the Bible or a line from a hymn — in this space:

Here are some ways of getting rid of impure thoughts and feelings. Check the three that you think are best:

Leave the place where you are being tempted to sin.

- Talk to someone.
- Take a walk.
- Read a book.
- Think of Jesus.
- Pray.

- Go to church often.
- Don't look at dirty pictures.
- Don't listen to dirty stories.
- Work hard.
- Play hard.

+ + + +

Here is a beautiful hymn stanza. Memorize it. Perhaps your teacher will let you sing it:

Fair is the sunshine,	Jesus shines brighter,
Fairer the moonlight,	Jesus shines purer,
And the sparkling stars on high;	Than all the angels in the sky.

MY MEMORY WORK RECORD

POINTS

- A. The Sixth Commandment and Meaning \_\_\_\_\_
- B. "Create in me a clean heart, O God, and renew a right spirit within me." Ps. 51, 10. \_\_\_\_\_
- C. "Keep thyself pure." I Tim. 5, 22. \_\_\_\_\_



THIRTEENTH DAY

Church Service and Film

Processional: "Just As I Am"

Call to Worship: (Said by a child)

"Give unto the Lord the glory due unto His name; bring an offering, and come before Him: worship the Lord in the beauty of holiness."  
I Chron. 16, 29.

Hymn: "I Am Jesus' Little Lamb" (The Lutheran Hymnal, #648)

Prayer: (By a child) For flowers that bloom about our feet,

Father, we thank Thee,  
For tender grass so fresh and sweet,  
Father, we thank Thee,  
For song of bird and hum of bee,  
For all things fair we hear or see,  
Father in heaven, we thank Thee.

For this new morning with its light,  
Father, we thank Thee

For rest and shelter of the night,  
Father, we thank Thee,

For health and food, for love and friends,  
For the dear Savior Whom Thou hast sent,  
Father in heaven, we thank Thee.

- Author unknown.

Scripture: Psalm 23 (in unison)

Picture Study and Memory Work: On the basis of "A Bible Verse for You to Learn", (published by Moody Press and carried by Concordia Publishing House - price \$ .23) present the way of salvation visually, showing the picture and telling the brief story underneath. Have the congregation repeat the memory verse of each page in unison.)

Solo: "What a Friend We Have in Jesus"

Object Talk: (By a leader) or a child)

I have here a little book which anyone can read, even a very small child. It's a wordless book, but it tells the story of Jesus, nevertheless.

If I turn the green cover, I see first a black page. What does black remind you of. Our sins sometimes don't seem so bad to us, but to God who is perfect, they are black and awful.

The Bible says, those who sin walk in darkness, and God would hide His face from all of us because we have all sinned and come short of the glory of God, but here is another page. Though it is red with the color of blood, it tells a wonderful story. What did God do for all of us whose lives were black? Let's recite it together: John 3, 16. Yes, God gave us the life of His dear Son Jesus for our sins. He allowed Himself to be hung on the cross so that God would not punish you for your sins.

As soon as you believe that, your heart changes from an ugly black to a clean, pure, white one in the sight of God. If you let Jesus save you, God says your life will be as white as snow — like this white page.



And if God washes away your sins and makes you holy, then you will also be permitted to live with Him in His beautiful home where all things are golden, like this last page. No sickness, war, or sadness will be there. Only joy. Tell Jesus right now that you love Him, and thank Him for having saved you.

Silent Prayer:

Choir: "Jesus Loves Me, This I Know" (During the singing, the offering will be gathered.)

Lord's Prayer:

Benediction

Recessional: "Oh, That the Lord Would Guide My Ways" (As the children leave the church, ushers will distribute tracts to the children.)

RECESS  
(Directed Recreation)

**OUCH RELAY:** The players stand in lines of four or five behind a leader. A goal is marked off about thirty feet away. At a signal, each leader runs forward, touches the goal line, and returns to the end of his line. He taps the last one on the back, who says, "Ouch" and then in turn taps the one in front of him, and so on to the new leader. When the one who is first in line is tapped and says, "Ouch", he runs to the goal. The team wins whose original leader reaches his place first.

**HOT BALL:** The one who is "It" tries to tag someone who has the ball. The ball is quickly passed from one player to the next for if the person holding the ball is tagged, he becomes the one who does the tagging.

**POM POM PULL AWAY:** All players stand on one side behind a dividing line except "It" who stand in the center of the open space. He calls and says: "Pom Pom Pull Away, Come Away, or I'll fetch you away." Thereupon the players must run to the other side. If any are caught, they join "It" in helping to catch other players.

10:15 — Two excellent films, "Wheels Over India" and "Wheels Over Africa" can be obtained free of charge from the Dodge Brothers Corporation, Detroit, Michigan.

"Under the Southern Cross", portraying the life on the South American pampas and presenting the mission work of the Lutheran Church in Brazil and Argentina is a silent picture of three reels (40 min.) which may be had free from Visual Education Service, Concordia Publishing House, St. Louis, Mo.



LIVING AS GOD'S CHILDREN

Chapter VIII

God's Children Respect Property

Pre-Class Period

Review the four stanzas of "Beautiful Savior" with those who come early, recommending another glance at the words and allowing the children to recite.

9:00 - 9:15 — Worship Period

Hymn: "Beautiful Savior" (from memory, if possible.)

Poem: (Said by a child or two)

Who warms us in the cold and rain?  
Who shields us from the wind?  
Who orders that the fruit and grain  
Each season to us lend?

O Lord, Thou Art the Giver blest  
Who with us dost abide.  
And we below securely rest  
With Thee here at our side  
Adapted.

Remarks by Leader: Children of God know that all good gifts come from their heavenly Father. He gives us our daily bread. What, then, is meant by daily bread? (Have older child recite Luther's explanation, if possible. If not, say: ) Everything that we need — food, drink, clothing, shoes, house, home, fields, cattle, money, goods, good parents, good children, good servants, good rulers, good government, good weather, peace, health, discipline, honor, good friends, kind neighbors, and the like.

There are many places in the Bible which teach you that everything you have is a gift from God. Listen:

Scripture: (Recited or read by children)

I Cor. 4, 7: "What hast thou that thou didst not receive?"

I Tim. 6, 7: "We brought nothing into this world, and it is certain we can carry nothing out.

James 1, 17: "Every good gift and every perfect gift is from above, and cometh down from the Father of lights."

Remarks by Leader: God distributes these gifts to His children according to a definite plan: 1. through parents, schools, churches, government  
2. through friends and charities which give us help  
3. through pay which we receive for work, and with which we can buy things.

Now, here's what bothers a lot of people. God gives different persons different amounts and kinds of gifts. Some people are richer; some are more intelligent; some receive a better job than others; some have a better home. Why God gives one person more than another we don't always know, but whatever He gives you, He expects you to use in helping yourself and others get to heaven. \_\_\_\_\_ has a little poem which says that.



Poem: "Every day will I remember  
 Why so many joys are given.  
 They are lent that I may use them  
 Helping others up to heaven."

Primary and Junior Hymnal, No. 16: 3.

Prayer: Let us thank God this morning for all the gifts He has given us, especially for the gift of His Son Jesus Christ who died for us and took away our sins. That's a gift that God offers to all people. Let's ask Him also to help us share it.

9:15 - 9:30 — Worksheet

(The worksheet is placed before the Bible Story in this chapter because it seemed to be a more meaningful introduction to the story and especially to the catechism than vice versa.)

Whenever we try to get more property than God gives us, we break the Seventh law of God. Which is it?

One teacher made a list of ways in which you might say the Seventh Commandment. They are printed on the worksheet for today. Perhaps you can add several. (Discuss the worksheet at this point.)

9:30 - 9:45 — Bible Lesson

When we steal, we take something which God intended for someone else. So we sin not only against our neighbor, but against God, our heavenly Father. He can give us all we need, but He can also take His blessing away from us. And without God's blessing, the things we get by cheating and stealing harm us instead of do us good.

For instance, God had wanted to give the country of Palestine to the Children of Israel. That was the land He had promised them when they left Egypt. He told them exactly how they could get it. And when the children of Israel followed His directions, God helped them across the River Jordan and gave the city of Jericho to them. The wicked people who lived in that land had misused God's gifts, so God took it from them and gave it to His people. He had the Children of Israel march around the city, and on the seventh day, when the priests blew their trumpets and the people shouted, the walls fell flat, just as God had said it would happen. When the people in the city saw the power of God, they fled.

But now God wanted to give His children much more than just Jericho. He wanted them to have the whole country of Palestine so that everyone would have a place to live and enough money and clothes and food. And God would have kept His promise, too, if only they would have trusted Him and continued to follow His directions. But that is where the trouble started: Someone broke the rules which God had given to His children, and whenever that happens, trouble is sure to follow.

After the walls of Jericho had fallen and the people had fled, Achan, one of the soldiers, took for his own use some of the things which God had forbidden to be touched. When no one was looking, he took some money and some clothes out of the city of Jericho and hid them in his tent.

Achan thought no one had seen him, but he forgot that God sees all things. He thought he was clever, and his family with whom he shared these things probably thought so too. They kept his secret. They were partners with him. That made them just as bad. The Bible says, "He that is partner with a thief hateth his own soul."



Though Achan thought he was gaining something, he really lost very much by stealing because he lost the love of God. And before long this showed up. Israel lost the battle with the men of the next town because God was angry and would no longer bless their efforts. Not only Achan suffered, but many other soldiers lost their lives because of his sin.

When Joshua prayed to God for help, God told him first to get rid of those who had stolen the goods that were cursed. So finally Achan and his family were arrested and executed. Then God turned from the fierceness of His anger, the Bible says.

That was the result of Achan having stolen and not having felt sorry for what he had done. The Bible also tells about another man who had been dishonest, but when he met Jesus, his heart changed. He was a tax collector by the name of Zaccheus, who had collected more from the people than he should have. After he learned to love Jesus, he returned what he had taken wrongly and used his own money to help others. We know that Jesus was well pleased with Zaccheus.

#### 9:45 - 10:00 — Memory Work

Luther said, "Thou shalt not steal, means that we should fear and love God that we may not take our neighbor's money or goods, nor get them by false ware or dealing — false ware or dealing is cheating. But we should help our neighbor improve and protect his property and business — help him to receive and keep what is his. (Drill the explanation of the Seventh Commandment and have individuals recite. Those who do may recite B. and C. to a monitor at the far end of the room.)

A. Seventh Commandment and Meaning

B. "The wicked borroweth and payeth not again." Psalm 37, 21

C. "But to do good and to communicate forget not, for with such sacrifices God is well pleased." Hebr. 13, 16

#### 10:00 - 10:15 — Music Appreciation and Choir Work

To remain a child of God requires a hard fight. That's why Christians are also called soldiers. No person can win the battle against sin and the devil by himself, but God is our fortress and our shield and our weapon. With His help we can keep from stealing and cheating even though the devil tempts us.

Martin Luther wrote that into a very powerful hymn called "The Battle Hymn of the Reformation." Christians everywhere stand up when they sing it like Americans do when they sing the National Anthem. (If available, play a recording of "A Mighty Fortress" and have children stand.)

Learn as much of the first stanza as possible.

#### 10:15 - 10:30 — Recreation Period

**Snatch Tag:** The class is divided into two groups which line up at opposite ends of the field. The leader drops a piece of cloth or an object in the center and the first one from each side runs out and tries to snatch the object and return to his side. If the player is tagged with the object in his hand, he must go to the end of the line on the opposite side. The side having the most players at the end of the period wins.

#### 10:30 - 10:40 — Rest and Refreshments

One of the passages for memory work today was, "But to do good and to communicate forget not." To communicate means to share. God is also well pleased with your willingness to take your turn in serving your classmates with a little refreshment.

The committee might serve lemonade.



10:40 - 11:00 — Parent Night Rehearsal

11:00 - 11:20 — Activity Period

The Bible says, "If any would not work, neither should he eat." Our parents feed us until we are able to make our own living, but there are many things which we can do for our parents now already in return. Today we're going to stitch a hot pad for mother.

11:20 - 11:30 — Close

Remind the children to bring their fare tomorrow. Also a sandwich for a 10:30 lunch.

Arise, and with hand over the heart, say the Pledge of Allegiance to God in unison.


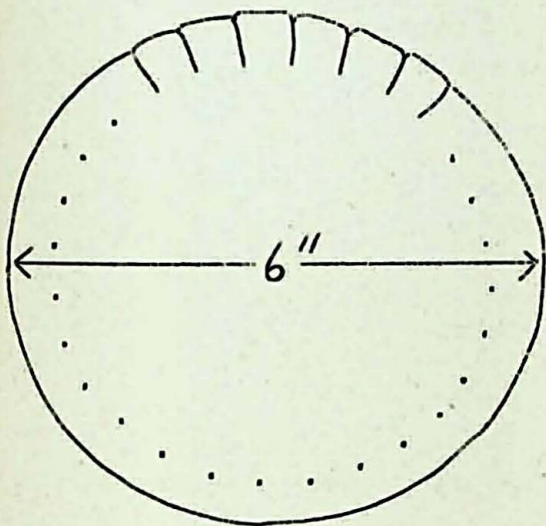
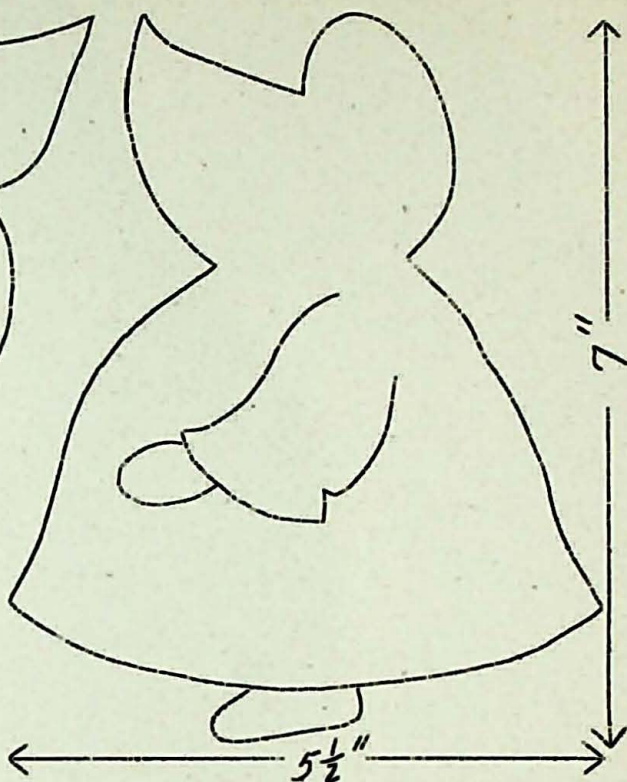

11:45 - 12:00 — Teachers' Meeting

Prayer: Think about the fact that Jesus told His disciples, "Except ye be converted and become as little children, ye shall not enter into the kingdom of heaven." Matt. 18: 3.

Appoint someone to be in charge of a display and sale of Christian literature for the home on Parent Night.



# Potholder Designs—



Pad with scrap pieces of flannelette or cotton. Edge with bias tape or with yarn. When using yarn employ the blanket stitch after marking dots as indicated in circular pattern above.



My name is \_\_\_\_\_

## LIVING AS GOD'S CHILDREN

### God's Children Respect Property

Here is a list of ways in which you might say the Seventh Commandment. Check those which you understand and discuss the others with your teacher. Perhaps you can add to the list:

- THOU SHALT NOT "HOCK"
- THOU SHALT NOT "SWIPE"
- THOU SHALT NOT CHEAT
- THOU SHALT NOT "GYP"
- THOU SHALT NOT ROB
- THOU SHALT NOT "FILCH"
- THOU SHALT NOT "LIFT"
- THOU SHALT NOT TAKE
- THOU SHALT NOT "WALK OFF WITH"
- THOU SHALT NOT "SPONGE"
- THOU SHALT NOT "SKIN A PERSON"

+ + + + +

### Some Questions for You to Answer

(Write "Yes" or "No" after each)

Children often say, "Finders keepers, losers weepers." If you found a purse with \$100 in it,

1. Would it be yours because you found it? \_\_\_\_\_
2. Should you try to find the owner and return it? \_\_\_\_\_
3. Would you have a right to keep part of it? \_\_\_\_\_
4. Might you keep it if no one asked for it? \_\_\_\_\_

The Bible says, "The wicked borroweth and payeth not again." Ps. 37, 21.

1. Is it always wrong to borrow? \_\_\_\_\_
2. Is it right to borrow something without the owner knowing about it? \_\_\_\_\_
3. Is it wrong to borrow and forget to pay back? \_\_\_\_\_

You can also steal time and work. If your mother paid you a quarter an hour for cleaning the yard, would it be right for you to play with the dog during that time? \_\_\_\_\_

Destroying property is the same as taking it. In both cases the owner loses it. Children of God respect property. They try to help their neighbor improve and protect what he owns. Here are some rules for using property that does not belong to us. Put a line through those that are no good.

- Use it more carefully than if it were yours.
- Try to return it as good as when you took it.
- Pay for any damage.
- Write your name on it.
- Let it lie when you're finished with it.
- Try to keep it clean.
- Be careless about it because it's not yours.

### MY MEMORY WORK RECORD

POINTS

- A. The Seventh Commandment and Meaning \_\_\_\_\_
- B. "The wicked borroweth and payeth not again." Ps. 37, 21 \_\_\_\_\_
- C. "Buy to do good and to communicate forget not, for with such sacrifices God is well pleased." Hebr. 13, 16. \_\_\_\_\_



## FIFTEENTH DAY

### Excursion

A TRIP TO A PARK OR FOREST PRESERVE OR FLOWER GARDEN, such as Shaw's Garden in St. Louis:

The primary religious purpose is to make the children conscious of God in nature — of His gifts of beauty in flowers and trees and grass and shrubs.

The teacher must talk about the purpose before and after the trip, as well as keep the purpose in mind during the excursion. If not, the religious values fall by the wayside.

An applied review of the previous lesson on respect of property can also be carried on through this trip: The teacher ought point out that children of God will not walk on freshly seeded lawns on the way or destroy plants and flowers if they respect property. Parks are public property, and should be cared for by the public, including the children.

On the way, many opportunities will arise to point out where someone defaced and destroyed property instead of having protected it.

Additional social and aesthetic values lie in the love of nature and of each other that flows from such a trip.



## SIXTEENTH DAY

### LIVING AS GOD'S CHILDREN

#### Chapter IX

#### God's Children Speak Good of Others

##### Pre-Class Period

Review the first stanza of "A Mighty Fortress"

##### 9:00 - 9:15 — Worship Period

Call to Worship: Psalm 31, 17-19a (By a child)

Quartet: "God Himself is Present"

Picture Study: Pages 8-11 in "A Bible Verse for You to Learn." Show the picture and present the story underneath. Books are obtainable from Concordia Publishing House. Every teacher ought to have a copy.

Remarks by Leader: Jesus also taught us how to live like children of God. What did He say was God's will when the lawyer asked Him what God's most important commandment was? (The sum).

Jesus also taught us to love by His beautiful example. Let's sing "Beautiful Savior".

Hymn: "Beautiful Savior"

Remarks: Loving your neighbor also includes treating him fairly — giving him a fair chance to live by thinking and speaking good of him whenever possible. Jesus believed in fair play. He never tried to spoil anybody's life by making nasty remarks. Let us bow our heads before Him this morning and ask Him to teach us to train our tongue to speak kindly about our neighbors.

Prayer: "Heavenly Father, we thank Thee for having made us children of God again by sending Thy Son Jesus Christ to die for us. Now teach us through Thy Holy Spirit to live as Thy children. Show us that children of God treat each other fairly. Help us to practise this with our neighbors. Amen."

##### 9:15 - 9:30 — Bible Lesson

Children often say unkind or untrue things about other boys and girls. They find fault with others, and even make fun of them. Very often that's done because of jealousy. Sometimes when we are angry, especially when we lose our temper, we also lose our tongue and say things that are unfair.

God knows that very well, and so He also gave us the Eighth Commandment: Thou shalt not bear false witness against thy neighbor. Just what God means in that commandment becomes very clear from the story of David. You know the story of the boy David and the giant Goliath, and how David became a great hero and later even king of Israel. But David had even greater battles to fight than the one with Goliath.

David was the youngest son of a shepherd. When the Philistines, the old enemies of the Children of Israel, declared war and King Saul and his army had to go into battle, some of David's older brothers were also drafted and had to go to war.

David stayed home with the sheep, but one day his father sent him to bring supplies to his brothers in the army. While he was there, he heard the challenge of Goliath, who came out every morning and evening to the edge of camp and



shouted, "Come on, you cowards, choose a man to fight me. If he kills me, we'll all be your servants. But if I kill him, you'll have to serve us." This stirred up David, and he was ready to fight Goliath even though all the soldiers of Israel were afraid. He was angry because Goliath was calling the children of God names.

But before David could fight Goliath, he had another kind of battle. His oldest brother heard what David offered to do and became jealous. He said, "Why did you come here? And with whom did you leave those few sheep? I know you are proud and want to show off." This brother talked about David and bawled him out for no good reason.

David knew that his brother was not treating him fairly and might have gotten angry, but David controlled his spirit. He turned away and spoke to some one else rather than get into a fight with his brother.

Next, Saul was not very eager to give David a chance. He thought David would not be able to do anything because he was so young and small. Saul judged wrong. Don't ever judge by appearances, but rather be ready to give others credit for what they may be able to do — give others a chance and encourage rather than discourage them.

Goliath spoke evil of David, too. He cursed David because he thought it was an insult that such a youngster dared to come out and fight the great Goliath. What a bad mistake he made, for what happened.

That was a great day for Israel, but David had still greater battles to fight, because human beings are proud and jealous and are always sinning against the Eighth Commandment.

When the women praised David more than Saul, Saul was hurt and jealous. He begrudged David the honor that David deserved and became David's enemy, at first secretly and at last openly, trying to kill him and trying to turn others against him, by saying evil thoughts about David.

Instead of telling lies about our neighbor and trying to spoil his good name, God expects His children to stick up for each other, to be a friend to all, and to think and say good about a person as much as possible.

That's what Jonathan, the son of Saul did. He became a friend of David and helped him. He spoke well of him and defended him against false accusations. He did everything in his power to help David keep his good name and reputation. Later, he also helped David escape from his father. (Tell the story, if time permits.)

#### 9:30 - 9:40 — Memory Work

Discuss the meaning of the Eighth Commandment. Drill in unison after words have been explained. Place the four negative and the three positive acts on the board in columns. Learn first the one, then the other.

If time permits, look up and learn: James 4, 11: Speak not evil one of another. Also Zech. 8, 17.

#### 9:40 - 10:00 — Worksheet

The poem might be read in unison. Have individual children read the examples from life, and then discuss the question. The rules should also be discussed freely.



## 10:00 - 10:15 — Music Appreciation and Choir Work

Sing several songs for the fun of it. Point out that in songs your tongue doesn't say mean thoughts. In hymns it praises God and in secular songs it is usually kind and gay.

Continue work on "A Mighty Fortress". Try to have all learn at least the first stanza from memory through musical drill.

## 10:15 - 10:30 — Recreation Period

Announce before going out to the playground that we're going to play "Keep Away", and that you hope to hear no complaining or mean remarks about others.

First play the game, "Hello, friend." The players form a circle, and "It" runs around the outside. After he taps a player, he keeps going and the tapped one goes in opposite direction. When the two meet, they must shake hands and say, "Hello, friend." Then both hurry on their way to the vacant place. The last one there remains "It".

End the period by letting the girls "keep away" a bean bag or ball from the boys, or vice versa.

## 10:30 - 10:40 — Rest and Refreshments

When someone does a kindness to you, such as giving you a treat, It's a good chance to speak well of him. Who will say a word of thanks to the committee?

## 10:40 - 11:00 — Rehearsal for "Parent Night"

## 11:00 - 11:20 — Activity Period

When you are busy with your hands, your mouth is usually still. While you are working hard or playing hard, your tongue is not tempted as much to say a lot of mean and ugly thoughts. One who believes in fair play also believes in hard work. That's why it's good for God's children to learn to do things — to have hobbies, to know how to play.

Weave a mat, which can be turned into a purse or envelope.

## 11:20 - 11:30 — Close

Announcements: Service - Trip - Parent Night

Ask tomorrow's assistants to remain or return in the afternoon.

Close with the pledge to God and a prayer for a spirit of fairness in all that we think and say and do and a desire to speak good of others whenever possible.

## 11:45 - 12:00 — Teachers' Meeting

Meditate on "Suffer the little children to come unto Me and forbid them not, for of such is the kingdom of God." Is there a problem child in your group whom you'd rather not have? Suffer him to come. Are some gone whom you once had? Invite them back for the last days - by card, by phone, through others, in a visit.

Check on the progress of the Closing Program.

Plan to announce the weekly excursion to be on Thursday this week so that the children aren't too tired for the program Friday night.



My name is \_\_\_\_\_

## LIVING AS GOD'S CHILDREN

### God's Children Speak of Others

Here's a poem which tells you about three gates through which all of your speech ought to pass. Ask yourself whether anything you said this morning or yesterday or last week jumped over the fence because it couldn't get through the three gates. See how quickly you can memorize it:

If you are tempted to reveal  
A tale someone has told to you,  
Before you speak about another,  
Make it pass three gates of blue.

Three narrow gates: First, "Is it true?"  
Then, "Is it needful?" "Is it kind?"  
And to all three give eagerly  
A truthful answer in your mind.

And if it reach your lips at last,  
By passing through these gateways three,  
Then you may tell the tale nor fear  
What the result of speech may be.

Adapted.

The boys of a Bible School were playing a relay against the girls. When the boys began to lose, Johnny got sore and yelled, "They're cheating." Why wasn't Johnny acting like a child of God?

The girls didn't say mean things about the boys in their class because of these reasons. Check the good ones:

1. Mary was afraid the boys would get angry and hurt her.
2. Susie knew God wanted her to speak well of everybody when possible.
3. Carol didn't want to hurt anyone's feelings.
4. Ruth was afraid she'd be caught lying.

Billy received a prize in Bible School for the best poster. Carl knew that Billy's older brother had really done the work, but Carl didn't want to say anything bad about a classmate. Was he right? What should Carl have done?

1. Tell all the pupils?
2. Talk to Dan about it?
3. Tell the teacher privately.

Charles was praised by the teacher for having recited all of the memory work. Alice thought to herself, "Charles is teacher's pet." What would you call such thoughts?

+ + + + +

**RULES WHICH WILL HELP YOU SPEAK ONLY GOOD OF OTHERS:** (Put a check behind those which you think you ought to remember and practise)

- I must always play fair.
- I must be a good sport when I lose in a game.
- I must never lose my temper.
- I must try to fight all feelings of jealousy.
- I must always be kind, whether I feel like it or not.
- I must never use unkind language.
- I must never repeat anything about which I am not sure.
- I must try to help instead of hurt people by what I say.
- I must try to keep my thoughts good about people, too.

### MY MEMORY WORK RECORD

### POINTS

- A. The Eighth Commandment and Meaning \_\_\_\_\_
- B. "A talebearer revealeth secrets, but he that is of a faithful spirit concealeth the matter." Prov. 11, 13. \_\_\_\_\_
- C. "Speak not evil one of another, brethren." James, 4, 11 \_\_\_\_\_



## SEVENTEENTH DAY

### LIVING AS GOD'S CHILDREN

#### Chapter X

#### God's Children Are Content

##### Pre-Class Period

Have a little Bible drill with those who come early, helping them to find I Tim. 6, 6; Ps. 51, 10; Matt. 15, 19; I John 1, 7b-10; Phil. 4, 8; Gal. 6, 10.

##### 9:00 - 9:15 — Worship Period

Hymn: "A Mighty Fortress Is Our God"

Opening Remarks: We cannot live as God's children unless we are God's children. No tree can produce apples unless it is an apple tree. You cannot pick berries from the dandelion weeds in your yard. Jesus said, "Do men gather grapes of thorns, or figs of thistles? Even so every good tree bringeth forth good fruit; but a corrupt tree bringeth forth evil fruit. A good tree cannot bring forth evil fruit, neither can a corrupt tree bring forth good fruit." (Matt. 7, 16-18). So also we cannot think and say and do those good things which God expects of His children unless we are really His children at heart.

That's why the Psalmist tells us to trust in the Lord — to fear and love God. Only then can we do good. And if we will delight ourselves in the Lord, He will give us the desires of our heart. Let's read Psalm 37, 3-5.

Scripture: Psalm 37, 3-5 (in unison)

Further Remarks by Leader: In other words, if we trust in God as His dear children, we will be perfectly happy and content, knowing that God is taking care of us and letting everything happen for our good. In the letter to the Hebrews, the apostle Paul says, "Let your conversation be without covetousness; and be content with such things as ye have: for He hath said, 'I will never leave thee, nor forsake thee.'"

\_\_\_\_\_ will lead us in a prayer that God would make us content with whatever He gives us. (Having the children take various postures for prayer keeps up alertness. They might kneel, place their forehead on the chair ahead of them, close their eyes and look up, place their hand on their forehead and look down, etc.)

Prayer Verse: We thank Thee, heavenly Father,  
For every earthly good,  
For life, and health, and clothing,  
And for our daily food.

O give us hearts to thank Thee  
For every blessing sent,  
And whatsoever Thou sendest,  
Make us therewith content. Amen.

Primary and Junior Hymnal, No. 72

##### 9:15 - 9:30 — Memory Work

The Ninth and Tenth Commandments both begin in this way: "Thou shalt not covet." "Coveting" is not something that we do with our hands or feet, but it is something that happens in our hearts. "Covet" really means "desire", but a wrong or sinful desire. Even before we do anything sinful with words or acts, we can



sin in our hearts with our thoughts or imagination or wishes. And this is what is forbidden by God in the commandment: Thou shalt not covet

Who can recite the Ninth Commandment?

In the catechism, what does Luther say that means? (Discuss and drill).

Recite the Tenth Commandment which also forbids desiring to take or keep wrongfully what belongs to someone else.

What does this mean according to Luther? (Discuss and drill)

God expects His children to stay away from all covetous thoughts — He wants them to be content with what they get from Him, and ask Him for what they want and need. "Be content with such things as ye have," God says, "I will never leave thee nor forsake thee." Hebr. 13, 5.

9:30 - 9:45 — Bible Lesson

Many people think they are "good" because they do not commit any big visible crimes. They do not believe that sins of the heart are serious. But God says, that the thoughts of man's heart are evil from his youth, (Gen. 8, 21), and that out of the heart come evil thoughts. (Matt. 15, 19). And if you think this sin of the heart, this sin of coveting, is not serious, listen and learn what coveting leads to from the story of Ahab and Naboth.

Ahab wanted to improve his palace grounds. He planned to enlarge them by buying a property that was next to his place. There was nothing wrong with that. There are many things that we may wish for and plan for and intend to buy or earn, and there is nothing wrong in such thoughts and wishes.

But Ahab's offer to Naboth was refused. Naboth did not feel it was right for him to sell or give away this vineyard which he had inherited from his fathers. He said, "The Lord forbid it me....." (IKings 21, 3)

That should have settled the matter, but Ahab was not satisfied with that answer. Instead of putting this thought out of his mind, he kept on wanting Naboth's vineyard, even though it was now wrong for him to take it or try to get it. He was displeased because Naboth would not give it up. That was sinful. That was an evil desire. That is what God forbids in the Ninth and Tenth Commandments when He tells us, "Thou shalt not covet."

No, Ahab had not said anything unkind to Naboth; he had not harmed Naboth or damaged his property; he had done nothing wrong that anyone could see; the sin was only in his heart. But before God Ahab was sinning.

And the results soon showed that Ahab's covetous thought and discontent was really sin: Because he was so sad and wouldn't eat, his wife Jezebel planned a way to have Naboth killed. She had false witnesses lie and say that Naboth had made fun of God and the king. So Naboth was stoned to death, and after that Ahab took the land he wanted. His evil thoughts also made him sin against the Eighth Commandment, the Fifth Commandment, and the Seventh Commandment. (Discuss how).

And God was angry and sent His prophet Elijah to Ahab to tell him, "In the place where dogs licked the blood of Naboth shall dogs lick also thy blood." I Kings 21, 19.

Ahab repented — he was sorry; and God forgave him. But when Ahab's son became king, God allowed much evil to happen to him and his family because he was bad as his father had been.

The Bible says, "Godliness with contentment is great gain," (repeat in unison), because it keeps you from many other sins to which evil thoughts lead. That's why Paul says, "I have learned, in whatsoever state I am, therewith to be content." Phil. 4, 11. I hope you have learned that this morning, too.



9:45 - 10:00 — Worksheet

10:00 - 10:15 — Music Appreciation and Choir Work

Singing is often a sign of contentment. The happy person feels like singing — the dissatisfied person grumbles. Listening to beautiful music also makes one content.

Even when his life was threatened, Martin Luther sang, "And take they our life, goods, fame, child, and wife, Let these all be gone, They yet have nothing won. The kingdom ours remaineth." He was joyous because he knew that God was his mighty fortress, and that regardless of what happened to him, he would still have God with him.

Sing and learn the fourth stanza.

10:15 - 10:30 — Recreation Period

Before going out to the playground, point out that very often children quarrel and fight because they want to be "It" when someone else has already been chosen. They become jealous and angry because they haven't the ball or aren't winning. This morning let's guard our thoughts and be glad no matter who is chosen or who wins. Let's be good sports.

Backward Relay: Boys against the girls. Line up the teams vertically. At the signal, the first player in each line must hop backwards to the goal and return running forward. When the first contestant returns, he touches off the next one, etc. The side which finishes first wins.

Complete the period with "Keep Away" or "Dodge Ball".

10:30 - 10:40 — Rest and Refreshments.

Children very often covet by selfishly and hoggishly trying to get the biggest piece of cake or the most cookies when someone offers them something. They often try to get more than they were offered. Not only is that poor manners and unthankfulness, but it's also a sin — a wrong desire. Children of God are grateful and content. Let's always show that by our manners when we are served.

Great and healthful fun can be had in serving a raw vegetable, such as a carrot or a piece of celery or a chunk of head lettuce or a small tomato. Try it. The children delight in it, even though it may sound odd.

10:40 - 11:00 — Parent Nigh Rehearsal — if necessary

11:00 - 11:20 — Activity Period

The making of flowers from crepe paper for decorating the hall on Closing Night. Doing something for each other keeps one from becoming selfish, and makes one content.

11:20 - 11:30 — Close

The leader might express the hope that all are happier now that they have learned to be content. "Having food and raiment, let us be therewith content."

The child who had the hymn stanza in the worship period might again say that prayer.

Remind the children of the Wednesday service, the Thursday excursion, and the Friday night program. Announce a definite registration tomorrow of those who will come Thursday and Friday. Look into the excuses offered. It helps discipline.



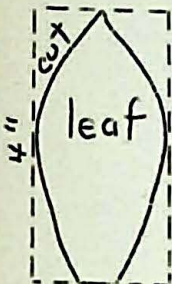
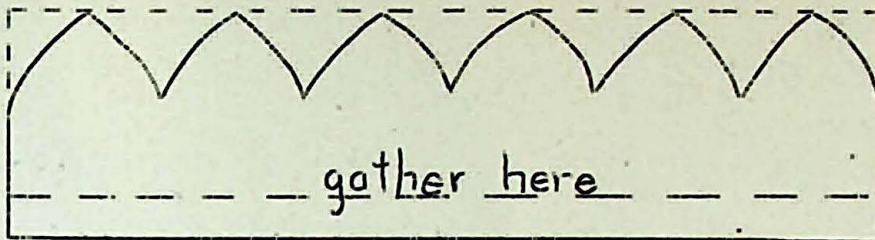
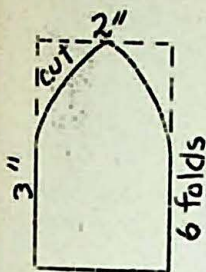
11:45 - 12:00 — Teachers' Meeting

Prayer: that God's Holy Spirit will lead many parents to come to the Closing Program and hear and see the power of God unto salvation to all that believe.

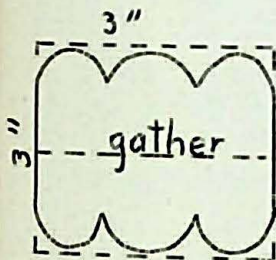
Discuss the details of the program and exhibit.




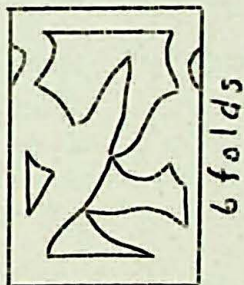
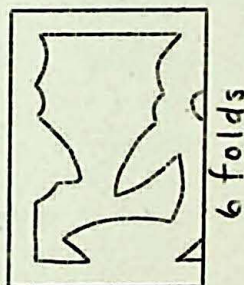
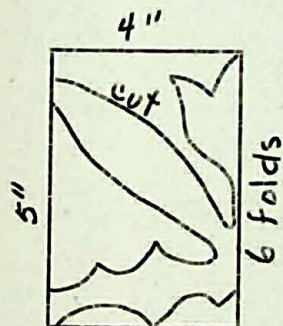
# Crepe Paper Flowers —



Cut 3 inch strips across grain of paper. Take six folds of 2 inch width from the end. Cut tip to form petals and open strip to gather at base. Secure with wire. Cover wire with green strip about 1 inch wide to form stem. Insert a leaf at intervals along stem.



For trellis arrangement, cut these three petal pieces from 3 inch squares. Gather at center, spread petals and attach to a string at intervals of about 3 inches. Each string may be any length and may be used for draping.



## Flower Borders:

Cut 5 inch strips of crepe paper. Take six folds of 4 inch widths. Cut out backgrounds leaving flower designs attached to one another to form a border.



My name is \_\_\_\_\_

## LIVING AS GOD'S CHILDREN

### God's Children Are Content

PUT A CIRCLE AROUND THE KIND OF FACE GOD EXPECTS HIS CHILDREN TO WEAR:



There are many things that we may covet and ought to covet — things which are not forbidden to us and are even offered to us. Check those:

- to be God's children
- to live a godly life
- to know the Bible
- to get rich
- to be famous
- to be able to help others
- to be healthy
- to be wise
- to be with Christ in heaven

+ + + +

WHAT IS THE MEANING OF THE SAYING, "THE GRASS IS ALWAYS GREENER ON THE OTHER SIDE OF THE FENCE"?

+ + + +

How can we guard our thoughts? How can we keep evil thoughts and desires from slipping into our mind? One way is suggested in Phil. 4, 8. Paul says, think of those things that are true, that are just, that are pure, that are lovely, that are good.

Here are some other suggestions. Check the two you think are the best:

- Be content.
- Keep busy in doing good.
- Love your neighbor.
- Pray, "Create in me a clean heart, O God."
- Confess our sins.
- Thank God for what we have.
- Trust in the Lord.
- Help our neighbor keep what is his.

+ + + +

Write the word "covet" after those sentences which describe someone coveting; write the word "content" after those which describe a person who is content.

1. Jerry couldn't go along with his older brother at night so he kicked and screamed. \_\_\_\_\_
2. Edith was asked to stay at home alone and watch the baby, so she said she would. \_\_\_\_\_
3. George has a job carrying bills around to homes for the grocer. Harry wants to find a way to get that job in place of George. \_\_\_\_\_
4. Peggy has a beautiful necklace she received as a gift for her birthday. Her sister Nan is going to try to talk her into giving it away. \_\_\_\_\_
5. Charlie doesn't have good clothes and money to spend like some boys. His father is dead and his mother is poor. But he's glad he has a mother and tries to help and cheer her by not complaining. \_\_\_\_\_

### MY MEMORY WORK RECORD

POINTS

- A. The Ninth Commandment and Meaning \_\_\_\_\_
- B. The Tenth Commandment and Meaning \_\_\_\_\_
- C. "Godliness with contentment is great gain." I Tim. 6, 6. \_\_\_\_\_



**EIGHTEENTH DAY**

**Church Service and Film**

**PROCESSIONAL:** Choir sings hymn of invitation from altar steps as others march in, or "A Mighty Fortress Is Our God"

**Call to Worship:** "I was glad when they said unto me, Let us go into the house of the Lord." "O come, let us worship and bow down. Let us kneel before the Lord our Maker." (Said by a child from the altar steps after the choir has gone to its seats.)

**Quartet:** "God Himself is Present" (It is doubly effective from the rear of the church or the balcony.)

**Prayer Poem:** "Blessed Jesus, at Thy Word  
We are gathered all to hear Thee.  
Let our hearts and souls be stirred  
Now to seek and love and fear Thee.  
By Thy teachings sweet and holy,  
Drawn from earth to love Thee solely. Amen"

**Hymn:** "Beautiful Savior"

**Object Lesson:** (Presented by a child, who has a number of pieces of fruit — an apple, an orange, a plum, a tomato, a banana, or whatever is available — on the lectern).

After pointing out the different pieces of fruit that he has, he says, "You can see that this is all very good fruit. It looks delicious, and I suppose most of you would love to eat some of it right now. Sometimes, though, fruit is rotten. If it's real bad, you can tell by the way it looks. But there are times when a person is fooled by the appearance. He thinks it's good, but when he bites into it, he finds it's rotten on the inside. Whether it looks good or not, if it's bad, we throw the fruit away. God says in the Bible that what we do or say is the fruit of our lives — the fruit of our faith. Now, if what we do or say or think is no good, God will not keep us as His children. He will throw us away. We will lose our faith because the Holy Spirit will leave us. So let us ask God to make our lives full of good fruit. Join me in a litany prayer by saying, "Help us, O Lord," after each sentence that I say:

**Prayer:** Lord Jesus, we thank Thee for having died for us and made us children of God again. May we always believe in Thee:

Help us, O Lord  
May we always love Thee:  
Help us, O Lord  
May we always remember what Thou has taught us:  
Help us, O Lord  
May we always follow Thy beautiful example:  
Help us, O Lord  
Then the fruit of our lives will be good fruit.  
Help us, O Lord.

Amen.

**Hymn:** "What a Friend We Have in Jesus"



Catechetical Review: The leader may say: "We've been learning how to live like children of God for the past three-and-a-half weeks. Can you tell me something that you've learned about God's children."

1. First of all, who are God's children? (Ye are all the children of God by faith in Christ Jesus).
2. Why are only those who believe in Jesus God's children? He made all human beings. (Those who sinned left God. Recall the story of the fall and the Prodigal Son. Only those who believe in Jesus come back to God. "No man cometh unto the Father by by Me.")
3. God expects His children to obey differently than they would if they didn't love Him. In what book does He tell you what He expects of you?
4. In the Bible there is the Gospel which tells you what God has done for you. He sent His Son Jesus to die for you. What part of the Bible tells you what God wants you to do and not to do? (The Law - the Ten Commandments.)
5. Let's recite the Ten Commandments in unison.
6. From those commandments we learned how God's children are to live. First of all, we learned that God's children speak to Him. What's that called? (Prayer)
7. Not only do they speak to Him, but what did you learn from Mary's example? (They also listen to God).
8. What did we learn from the Fourth Commandment? (God's children obey authority).
9. We know also that God's children are expected to be kind and forgiving. What story did Jesus tell to teach us to be kind? (The Good Samaritan.)
10. And from the Sixth Commandment what did you learn? (God's children practise purity -- They try to live a clean and decent life in word and deed.)
11. During the remainder of the Summer School we also learned that God's children respect property, speak good of others, and are content with what God gives them. I hope you will show that you are children of God by living as God's children at all times.

Beginners' Dept. Song: "Oh, that the Lord Would Guide My Ways"

Pledge to God: (By a speech choir)

Lord's Prayer: (in unison)

Choir: "Abide, O Dearest Jesus" (The congregation hums as it leaves.)

Tracts might again be distributed at the door by the ushers.



## NINETEENTH DAY

### Excursion

TO A ZOO OR A MUSEUM OR A FARM: to show the children how wonderfully God has created the animal world. Point out before and on the trip the amazing variety of life and the wonderful ways in which God has made it possible for each type of animal to get food and to protect itself from its enemies.

Make the children conscious, too, of how animals serve man, especially if the trip is to a farm.

This excursion must always of necessity be an all day trip, and the children should be warned to bring enough sandwiches for lunch both at 10:30 and 12:30. But it is advisable to make the afternoon short. Plan to be home by 3:00 or 3:30 because the children get tired.



## TWENTIETH DAY

### LIVING AS GOD'S CHILDREN

#### Conclusion

#### God's Children Are Loyal

#### Pre-Class Period

Talk informally in retrospect about the trip and the Summer School in general. Get opinions.

#### 9:00 - 9:15 — Worship Period

Hymn: "O That the Lord Would Guide My Ways"

Introductory Remarks: When you came to school this morning, you could not go just as you pleased. Ever so often you had to stop. At some streets you had to look both ways and watch for cars so that you might cross safely. At others there were light signals which let you know when to go across. Even when you saw no traffic in the street, it was proper for you to wait for the green light. Some people are annoyed by traffic rules and signals, but these are really a good thing. They prevent accidents and help everyone, whether walking or riding, to travel in an orderly way and in safety.

Just as it is necessary to have guiding rules for traffic, so all men also need a guide for living rightly and happily and safely. That guide is given us in the Bible. The Bible tells us both how we can become children of God, namely through believing in Jesus, and how we are to live as His children. Without it we would soon lose our way. Therefore we ought to be very thankful to God for the Bible, not only for the Gospel, but also for the Law of God.

Prayer: "We thank Thee, heavenly Father, for having made us Thy Children through Jesus, our Lord and Savior, and for teaching us Thy will through the Bible. Help us to ever love and obey Thee, for Jesus sake, Amen."

Remarks: King David was a man who knew the value of God's Word and the blessedness of living according to that Word of God. He has given us a beautiful Psalm in which he describes the blessedness of obeying God's Law and the misery that follows wickedness.

Scripture: Psalm 1 (Boys and girls alternate verses)

#### 9:15 - 9:30 — Bible Lesson

There are many people who do not take the Ten Commandment very seriously. They do not believe it matters very much how closely they follow God's commands. Even God's children are tempted at times to forget God and His commandments. But God was in dead earnest when He gave these commandments, as we can see from His own words in Exodus 20, 5, 6. (Look up and read). These words follow right after the first commandment, but they apply to all the commandments (see verse 6 — commandments).

Jesus also said in His Sermon on the Mount, "Whosoever shall break one of these least commandments and shall teach men so, he shall be called the least in the kingdom of heaven; but whosoever shall do and teach them, the same shall be called great in the kingdom of heaven." Those words are near the beginning of Jesus' sermon. After Jesus explained the Commandments to His disciples, He



ended His teaching by telling a picture story to show how important it is to obey God's Law. It's the story of a house built on rock and another built on sand. Let's find it in Matt. 7, 24-27.

Jesus expects absolute loyalty to God and His Commandments on the part of every child of God. You are a child of God because you know and believe that Jesus, the Son of God, died for your sins. Show that you are grateful always by living as children of God.

9:30 - 9:45 -- Memory work -- Bible Drill

God says in many places in the Bible that He will bless you very much if you will continue to love Him. In Matt. 12, 50, what does Jesus say you will be to Him if you do the will of His Father? (Brother, sister)

And what does Paul say in Rom. 8, 28: ("We know that all things work together for good to them that love God.")

He also wrote a letter to a young man called Timothy. Let's also read what good advice he gave that boy: I Tim. 4, 8: ("Godliness is profitable, etc.)

God promises you a crown if you remain faithful to Him until you died. What kind of crown? (Rev. 2, 10.)

"Be ye therefore followers of God, as dear children, and walk in love, as Christ also hath loved us and hath given Himself for us." (Eph. 5, 1. 2.)

(If time permits, memorize I Tim. 4, 8.)

9:45 - 10:00 -- Program Rehearsal -- in individual rooms

10:00 - 11:00 -- Assembly and Final Rehearsal

Have the rehearsal as quickly as possible. It is wise to guard against tiring the children with an unplanned and unnecessary waste of time. Dismiss the children with enthusiasm for the final program rather than with a spirit of gladness that the school has ended.

Announce the treat they have coming in the evening, urge them to urge their parents to come, and close with a prayer as soon as possible.

Ask several to return in the afternoon to help put up the exhibit.

### Teachers' Meeting

It is suggested that the teachers go into the chapel or church and thank God on their knees for having continued to permit them to serve Him throughout the Summer School, for having continued to send children to them, and for having blessed their work in spite of their weaknesses. They might close their brief worship with a reading of Psalm 119, 97-112 in unison.