

In the folders/files here are first PDF copies of the Three Year Lectionary, Series A, B and C as a full printing of the each Series along with the Voice file for each year.

01-sign-A-Series Complete Lessons.pdf

along with

01-voice-A-Series Complete Lessons.pdf.

Series B and C have the same files. These are the files to use unless you want to change the way something is signed. In separate folders are the individual Sunday PDFs for the Lessons for each Sunday as separate files.

Also contained in other folders are the WordPerfect files that your word processor should be able to convert. READ THE EDITING NOTES BELOW PRIOR TO TRYING TO USE THOSE FILES. You can edit those files to reflect the way you want to sign a section or lesson. You will need to download the WordPerfect files prior to opening them which is why they are contained separately in folders. You can carefully copy and move sign names and symbols to reflect the way you want the concept signed. Don't delete the fonts connected with each sign symbol as that will cause the sign directions, etc. to revert to the symbol in the other font's character map.

... Editing notes

The files online are in the WordPerfect format. If you use MS Word, that program will convert the file after you download it

:Very important notes

1. You must first download the Font files. Copy/paste those files into your Windows/Font location. Without these files, when you open the word processing file of any lesson or even these editing notes (see below the tables showing all the symbols), it will contain a lot of garbage characters.
2. While editing, you must proceed very carefully when deleting or modifying the files. The letters are in one DSRV Font and the symbols are contained in three other DSRV Fonts. The word processor has no problem with that, however, if you delete the change of Font codes, you will see strange characters that appear!
3. Watch your Font box as you edit these files.
 - a. Font: 0-DSRV-WP1 is the main Font that contains the most used sign symbols.
 - b. Font: 0-DSRV-WP2 is the second Font that also contains many of the sign symbols.
 - c. Font: 0-DSRV-WPG is the third Font that contains the God sign symbols.
 - d. Font: 0-DSRV-WP-MISC is the Font that contains the Indexes and other miscellaneous sign symbols.
4. Why are there so many Font files? The Word Processor Character files have a limited number of characters available in every character map. Additionally, every word processor program arranges their characters in their Font files in different orders. These files were created with WordPerfect's character order, however, these Font files should install on your computer and they should work as the Word or other word processor program converts the files. You should be able to use the Insert a character feature to add characters to your files.

5. Note that you can simply type and all the standard key board characters are the same in all the Fonts listed above. You can insert a character by using the Insert a Character from the installed Font and/or find that character and simply insert it at that point. A second method is on the pages below of these instructions are pages that show all the Font symbols and their names as they would appear in the WordPerfect Insert a Font from the Current Font Symbol list. You can carefully highlight the symbol you want to use, copy and paste it into your document. Again, you have to first install the DSRV Fonts!
6. When you are editing a file, you can highlight the whole file and change the **SIZE of the Font**, but you can't change the Font itself for the whole file!! Changing the Font for the whole file will cause many symbols to change and become the characters contained to the character map for the Font you changed to. Changing the FONT SIZE is helpful when you want to print a large print copy to use for notes when signing the document. **You can change FONT SIZE but not the FONT itself in your file!**
7. Meanings of the abbreviations used in the character names are printed below so you understand the abbreviations as they appear under the symbols in the tables below.
8. If you have other questions you can email me at revrmoody@aol.com. Blessings.

RT = RIGHT
 LT = LEFT
 FT = FRONT
 RF = RIGHT FRONT
 LF = LEFT FRONT
 RB = RIGHT BACK

BK = BACK, BEHIND SIGNER
 LB = LEFT BACK
 DR = DOWN RIGHT
 DL = DOWN LEFT
 DF = DOWN FRONT
 PL = PLURAL

TO = ONE DIRECTION TO ANOTHER
 ME = SIGNER

GOD = GOD NOTE: \triangle GOD IS SIGNED UP TO THE RIGHT, IN THE MIDDLE OF THE GOD \triangle

FAT = FATHER NOTE: THE \triangle FATHER IS SIGNED UP TO THE RIGHT AND THE RIGHT HAND, THE FATHER'S HAND, IS AT THE \triangle ANGLE OF THE GOD \triangle .

SON = SON NOTE: THE \triangle SON IS SIGNED UP TO THE RIGHT, THE LEFT HAND, THE SON'S HAND IS AT THE SON'S ANGLE \triangle OF THE GOD \triangle , WHEN YOU SIGN FATHER. YOU SIMPLY LEAVE THE LEFT HAND THERE AND SIGN SON WITH THE RIGHT HAND.

HS = HOLY SPIRIT NOTE: THE \triangle SPIRIT IS SIGNED UP TO THE RIGHT BY SIMPLY MOVING YOUR HANDS OVER TO THE SPIRIT'S ANGLE, \triangle OF THE GOD \triangle , AND SIGNING HOLY SPIRIT AT THAT LOCATION.

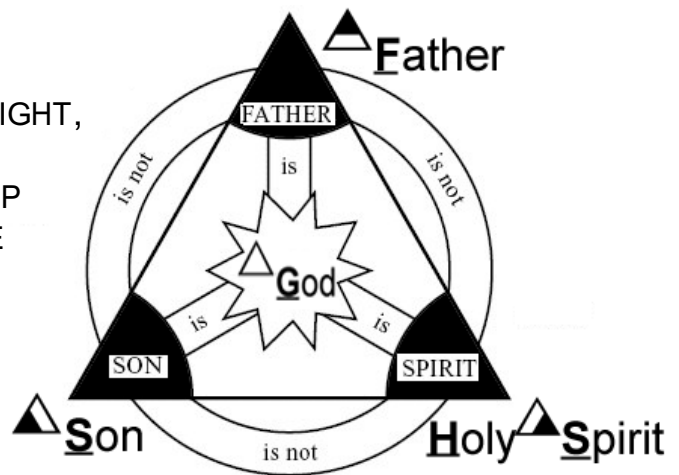


TABLE 1: FONT: WORD PERFECT 0-DSRV-WP1, 0-DSRV-WP1, 0-DSRV-WP1, 0-DSRV-WP1
STANDARD KEYBOARD CHARACTERS IN ALL DSRV FONTS!

	!	"	#	\$	%	&	'	()	*	+	,	-	—	/	0	1	2	3	4	5	6	7	8	9	:	;	<	=	<	@
A	B	C	D	E	F	G	H	I	J	K	L	M	N	O	P	Q	R	S	T	U	V	W	X	Y	Z	[\]	^	_	`
A	B	C	D	E	F	G	H	I	J	K	L	M	N	O	P	Q	R	S	T	U	V	W	X	Y	Z	{		}	~		

TABLE 2: FONT: WORD PERFECT 0-DSRV-WP1 (CAREFULLY COPY JUST THE SYMBOL)
(NOTE ALL TABLE 1 CHARACTERS ABOVE ARE THE SAME IN THIS FONT TOO)

	“	”		↑								
REPEAT	QUOTE.1	QUOTE.2	FRONT	FT	PL.FT	ME-TO.FT	ME-TO-PL.FT	FT-TO.ME	FT-TO.RB	FT-TO.RT	FT-TO-PL.RT	FT-TO.RF
												→
FT-TO-PL.RF	FT-TO.LF	FT-TO-PL.LF	FT-TO.LT	FT-TO-PL.LT	FT-TO.LB	FT-TO.DL	FT-TO.DR	FT-TO-PL.DR	FT-TO-PL.DL	FT-TO-RF-FT	RIGHT	RT
PL.RT	ME-TO.RT	ME-TO-PL.RT	RT-TO.ME	RT-TO.BK	RT-TO.RB	RT-TO.RF	RT-TO-PL.RF	RT-TO-FT	RT-TO-PL-FT	RT-TO-FL	RT-TO-PL-FL	RT-TO.LT
					←							
RT-TO-PL.LT	RT-TO.DF	RT-TO.DL	RT-TO-RF-FT	LEFT	LT	PL.LT	ME-TO.LT	ME-TO-PL.LT	LT-TO.ME	LT-TO-RT	LT-TO.RF	LT-TO-FT
						↗						
LT-TO-PL-FT	LT-TO.LF	LT-TO.LB	LT-TO-DF	LT-TO-PL-DF	RIGHT FRONT	RF	PL.RF	ME-TO.RF	RF-TO.ME	RF-TO.RB	RF-TO-RT	RF-TO-FT
							↖					
RF-TO-PL-FT	RF-TO.LF	RF-TO-PL.LF	RF-TO.LT	RF-TO-DF	RF-TO-DR	LEFT FRONT	LF	PL.LF	ME-TO.LF	ME-TO-PL.LF	LF-TO.ME	LF-TO-RT
												↘
LF-TO-PL-RT	LF-TO.RF	LF-TO-PL.RF	LF-TO-FT	LF-TO-PL-FT	LF-TO.LT	LF-TO-PL.LT	LF-TO.LB	LF-TO-DR	LF-TO-DF	LF-TO-DT	RIGHT BACK	RB
										↙		
PL.RB	ME-TO.RB	ME-TO-PL.RB	RB-TO.ME	RB-TO-RT	RB-TO.RF	RB-TO-FT	RB-TO-LF	ME-TO.RB REPEATED	LEFT BACK	LB	PL-LB	ME-TO.LB
ME-TO-PL.LB	LB-TO.ME	LB-TO-FT	LB-TO.LF	LB-TO.LT								

TABLE 3: FONT: WORD PERFECT 0-DSRV-WP2 (CAREFULLY COPY JUST THE SYMBOL)
 (NOTE ALL TABLE 1 CHARACTERS ABOVE ARE THE SAME IN THIS FONT TOO)






































 DF DOWN FRONT	 DF	 PL.DF	 ME-TO.DF	 ME-TO-PL.DF	 DF-TO.ME	 DF-TO.RT	 DF-TO-PL.RT	 DF-TO.LF	 DF-TO-PL.LF	 DF-TO.LT	 DR DOWN RIGHT	 DR
 PL.DR	 ME-TO.DR	 ME-TO-PL.DR	 DR-TO.ME	 DR-TO.FT	 DR-TO-PL.FT	 DR-TO.LF	 DR-TO-PL.LF	 DR-TO-PL.DL	 DR-TO.DF	 DR-TO-PL.DF	 DL DOWN LEFT	 DL
 PL-DL	 ME-TO.DL	 ME-TO-PL.DL	 DL-TO.ME	 DL-TO.RT	 DL-TO.RF	 DL-TO-PL.RF	 DL-TO.FT	 DL-TO.LF	 DL-TO.LB	 DL-TO-DF		

TABLE 4: FONT: WORD PERFECT 0-DSRV-WPG (GOD) (CAREFULLY COPY JUST THE SYMBOL)
 (NOTE ALL TABLE 1 CHARACTERS ABOVE ARE THE SAME IN THIS FONT TOO)






































































































 GOD	 GOD	 INDEX.GOD	 GODTO.ME	 ME-TO.GOD	 RB-TO.GOD	 GODTO.RT	 GODTO-PL.RT	 RT-TO.GOD	 GODTO.DR	 GODTO-PL.DR	 GODTO.RF	 GODTO-PL.RF
 RF-TO.GOD	 GODTO.FT	 GODTO-PL.FT	 FT-TO.GOD	 GODTO.DF	 GODTO-PL.DF	 GODTO.LF	 GODTO-PL.LF	 LF-TO.GOD	 GODTO.LT	 GODTO-PL.LT	 LT-TO.GOD	 GODTO.DL
 GODTO-PL.DL	 DL-TO.GOD	 FATHER	 FATHER	 INDEX.FAT	 FATTO.ME	 ME-TO.FAT	 FATTO.RT	 FATTO-PL.RT	 RT-TO.FAT	 FATTO.DR	 FATTO-PL.DR	 FATTO.RF
 FATTO-PL.RF	 RF-TO.FAT	 FATTO.FT	 FATTO-PL.FT	 FT-TO.FAT	 FATTO.DF	 FATTO-PL.DF	 FATTO.LF	 FATTO-PL.LF	 FATTO.LT	 FATTO-PL.LT	 FATTO.DL	 FATTO-PL.DL
 SON	 SON	 INDEX.SON	 SONTO.ME	 ME-TO.SON	 SONTO.RT	 SONTO-PL.RT	 RT-TO.SON	 SONTO.DR	 SONTO-PL.DR	 SONTO.RF	 SONTO-PL.RF	 RF-TO.SON
 SONTO.FT	 SONTO-PL.FT	 FT-TO.SON	 SONTO.DF	 SONTO-PL.DF	 SONTO.LF	 SONTO-PL.LF	 LF-TO.SON	 SONTO.LT	 SONTO-PL.LT	 SONTO.DL	 SONTO-PL.DL	 HOLY SPIRIT
 SPIRIT	 INDEX.HS	 HSTO.ME	 ME-TO.HS	 HSTO.RT	 HSTO-PL.RT	 RT-TO.HS	 HSTO.DR	 HSTO-PL.DR	 HSTO.RF	 HSTO-PL.RF	 HSTO.FT	 HSTO-PL.FT
 FT-TO.HS	 HSTO.DF	 HSTO-PL.DF	 HSTO-PL.LF	 HSTO.LF	 HSTO.LT	 HSTO-PL.LT	 LT-TO.HS	 HSTO.DL	 HSTO-PL.DL			

TABLE 5: FONT: WORD PERFECT 0-DSRV-MISC (CAREFULLY COPY JUST THE SYMBOL)
 (NOTE ALL TABLE 1 CHARACTERS ABOVE ARE THE SAME IN THIS FONT TOO)

INDEX.LB	INDEX.LT	INDEX.LF	INDEX.FT	INDEX.RF	INDEX.RT	INDEX.RB	INDEX-PL.LB	INDEX-PL.LT	INDEX-PL.LF	INDEX-PL.FT	INDEX-PL.RF	
INDEX-PL.RT	INDEX-PL.RB	INDEX.DL	INDEX.DF	INDEX.DR	INDEX-PL.DL	INDEX-PL.DF	INDEX-PL.DR	INDEX-LF.&RF	INDEXES.DN	INDEXES	FACE.LT	FACE.LT
FACE.LF	FACE.FT	FACE.RF	FACE.RT	WIGGLES	WHY WIGGLE	HOW WIGGLE	LIKE WIGGLE	SAME WIGGLE	MIND WIGGLE	THINK WIGGLE	KNOW WIGGLE	SEEM WIGGLE
YES WIGGLE	ME WIGGLE	EAR WIGGLE	EYE WIGGLE	NONE WIGGLE	YOU-2 WIGGLE	MISC	SELF.LF	SELF.LF	TOPIC	TOPIC.CON	TOPIC.END	FACE.Q
FACE.!	YES	NO	ER.1	ER.2	ARROWS	SELF.FT	SELF.RF	GOD.TRI	SIGNER			